



M E S C
SPECIALIZED CABLES

power cables
catalogue

INTRODUCTION

MESC Specialized Cables is considered as a **world-class and top-of-the-range manufacturer and leading supplier of specialized cables** to EPC contractors for mega projects in the Middle East and North Africa.



Established in 1993 as a privately owned company, MESC Specialized Cables started rolling its machines in 1994 and selling in 1995. After consolidating its presence in KSA as **the market leader**, MESC Specialized Cables succeeded in penetrating other markets in GCC, Middle East, North Africa, Europe and USA.



MESC Specialized Cables plant consists of **ultra modern facilities, high-tech machinery and a well-equipped laboratory**, built for conducting various routine and type tests. It operates with a **clearly defined and documented Quality System** set in accordance with the guidelines of **ISO9001:2000 and ISO14001:2004** for all its activities right from the selection of raw material suppliers, schedule planning, production, testing and to the delivery of cables, with a policy aiming for total customer satisfaction. MESC Specialized Cables products are **manufactured to international standards, tested and certified by prestigious institutions** such as: 3P (Denmark), BSI(UK), Cable Technology Laboratories Inc. (USA), CSA (Canada), IMQ (Italy), KEMA (Netherlands), Saudi Arabian Standards Organization (SASO), UL (USA), VDE (Germany), Warrington Fire Research (UK).



MESC Specialized Cables products are **approved by all oil, gas and petrochemical companies** in the GCC region, such as: Aramco, Sabic, STC, SEC (KSA), Kuwait Oil Co. (KOC), KNPC (Kuwait), Qatar Petroleum, MEW (Qatar), ADCO, GASCO, ADNOC (UAE). They are also approved by many major international EPC contractors such as: ABB, ABV Rock Group, Bechtel, Daelim Engineering Co., Doosan Heavy Industries, Fisia Italiamapianti, Fluor Daniel, Hyundai Engineering & Construction Co., JGC Corporation, NPCC, Siemens, Snamprogetti, Technip, Toyo Engineering Co.



This catalogue covers most of the products' range with **illustrative technical parameters of each cable**. However, this range isn't restricted since MESC Specialized Cables true value is in the **adaptation of the products according to the customers' needs and specifications**.





CERTIFICATE

The TÜV CERT Certification Body
for QM-Systems of RWTÜV Systems GmbH

hereby certifies in accordance with TÜV CERT
procedure that



M E S C
SPECIALIZED CABLES
P.O. Box 585, Riyadh – 11383
Kingdom of Saudi Arabia

has established and applies a quality system for

Manufacture and sales of industrial, instrumentation,
process control, data, system, coaxial, telephone, fire
resistant and low voltage power & control cables

An audit was performed, Report No. 2.5-2775/2001

Proof has been furnished that the requirements according to
ISO 9001 : 2000 / EN ISO 9001 : 2000

are fulfilled. The certificate is valid until **29 February 2008**

Certificate Registration No. **04100 19950457**

The company has been certified since **1995**



Essen, 07.03.2005



The TÜV CERT Certification Body for QM systems
of RWTÜV Systems GmbH

INDEX

A. Bare Copper

		Pages
1	Soft/Hard Drawn	1

B. Single Core Cable / Building Wire

1	NYA, H07V-U, H07V-R	2 - 3
2	NYAF, H07V-K	4 - 5
3	Flat Twin & Three Core	6
4	THHN/THWN (UL)	7
5	TFFN (UL)	8
6	THW (UL)	9
7	XHHW (UL)	10
8	SIS (UL)	11
9	Irrigation (UL)	12
10	TYPES BU AND BR	13
11	TYPES BU AND CR	14
12	TYPES BK	15
13	TYPES CK	16

C. Flexible Cable

1	NYLHY, H03VV-F	17
2	NYMHY, H05VV-F	18 - 19
3	Connection & Control	20
4	H05VV5-F	21 - 23
5	H05VVC4V5-K	24 - 26

D. Low Voltage Power & Control Cables, 0.6/1KV

1	CU/XLPE/PVC	27 - 32
2	CU/XLPE/SWA/PVC	33 - 36
3	CU/PVC/PVC	37 - 41
4	CU/PVC/SWA/PVC	42 - 46
5	N2 X CY	47 - 49
6	CU/XLPE/STA/PVC	50 - 52
7	CU/XLPE/LC/SWA/PVC	53 - 55


E. Rubber Cable

1	H07RN-F	56 - 57
2	H05RN-F, H05RR-F	58 - 59
3	Welding Cable (ICEA)	60
4	Welding Cable (HD)	61

F. Technical Information

1	0.6/1 KV Cables	
	(i) Current Carrying Capacity	64
	(ii) Factors for Current Carrying Capacity	65 - 68
	(iii) Short Circuit Currents	69
2	Dimension and Capacity of Wooden Reels	70
3	Maximum Pulling Tension	71
4	American wire gauge equivalents	72

SOFT/HARD DRAWN BARE COPPER CONDUCTORS



- Applications : 1) Soft Drawn : These conductors are used for earthing electrical systems where high conductivity is required.
2) Hard Drawn : These conductors are used for overhead electrical transmission and distribution systems.

Construction

- ┆ Soft Drawn : As per Class 2 of IEC-60228.
- ┆ Hard Drawn : As per BS-125 & DIN 48201

Soft Drawn

Order No.	MESC CODE	SIZE mm ²	Strand X Diameter No.Xmm	Approx. O. D. mm	Approx. Weight Kg/Km	Max. D.C. Resistance Ω / Km
92001	9210-01C00100-U0008-00	1.0	7 X 0.43	1.29	9	18.1
92002	9210-01C00150-U0008-00	1.5	7 X 0.53	1.59	14	12.1
92003	9210-01C00250-U0008-00	2.5	7 X 0.67	2.01	22	7.41
92004	9210-01C00400-U0008-00	4.0	7 X 0.85	2.55	36	4.61
92005	9210-01C00600-U0008-00	6.0	7 X 1.04	3.12	53	3.08
92006	9210-01C01000-U0008-00	10	7 X 1.35	4.05	90	1.83
92007	9210-01C01600-U0008-00	16	7 X 1.70	5.10	143	1.15
92008	9210-01C02500-U0008-00	25	7 X 2.14	6.42	226	0.727
92009	9210-01C03500-U0008-00	35	7 X 2.52	7.56	314	0.524
92010	9210-01C05000-U0008-00	50	19 X 1.78	8.9	426	0.387
92011	9210-01C07000-U0008-00	70	19 X 2.14	10.7	616	0.268
92012	9210-01C09500-U0008-00	95	19 X 2.52	12.6	854	0.193
92013	9210-01C12000-U0008-00	120	37 X 2.03	14.2	1080	0.153
92014	9210-01C15000-U0008-00	150	37 X 2.25	15.81	1326	0.124
92015	9210-01C18500-U0008-00	185	37 X 2.52	17.61	1665	0.0991

Hard Drawn

Order No.	MESC CODE	SIZE mm ²	Strand X Diameter No.Xmm	Approx. O. D. mm	Approx. Weight Kg/Km	Calculated Breaking Load KN
91001	9110-01C01000-U0008-00	10	7 X 1.35	4.1	90	4.02
91002	9110-01C01600-U0008-00	16	7 X 1.7	5.1	143	6.37
91003	9110-01C02500-U0008-00	25	7 X 2.1	6.3	218	9.72
91004	9110-01C03500-U0008-00	35	7 X 2.5	7.5	309	13.78
91005	9110-01C05000-U0008-00	50	19 X 1.8	9.0	439	19.39
91006	9110-01C07000-U0008-00	70	19 X 2.1	10.5	597	26.39
91007	9110-01C09500-U0008-00	95	19 X 2.5	12.5	847	37.40
91008	9110-01C12000-U0008-00	120	19 X 2.8	14.0	1062	46.91
91009	9110-01C15000-U0008-00	150	37 X 2.25	15.8	1336	58.99
91010	9110-01C18500-U0008-00	185	37 X 2.5	17.5	1649	72.83

Packing : Delivered in standard length of 500/1000 meters on wooden reels.

PVC INSULATED NON SHEATHED SINGLE CORE CABLE



H05V-U, H07V-U, H07V-R

NYA

IEC-60227-1

H07V2-U, H07V2-R(90°C)

Specification : BS-6004, IEC-60227-3

	
	CU/PVC (NYA) 120 MM ² 450/750 V MESC 2005
	
	H07V2-R 2.5 MESC 2005

Application: These cables are used for the purpose of lighting in residential and commercial building in surface mounted or embedded conduits. Suitable for voltages upto 1000 AC or up to 750 to earth DC when used for fixed installation inside appliances, switchgear and controlgear.

Construction

- Conductor : Plain annealed copper solid as per class 1 of IEC-60228 or stranded as per class 2 of IEC-60228. H05V-U and H07V-U correspond to solid conductor. H07V-R corresponds to stranded conductor.
- Insulation : PVC type TI 1 as per BS-7655 (H05V-U, H07V, H07V2-R)
PVC type TI 3 as per BS-7655 (H07V2, H07V2-R)

Technical Data

- Temperature range : H05V-U, H07V-R(70°C). H07V2-U, H07V2-R(90°C)
- Working voltage : 300/500 V. upto 1.0 mm², 450/750 V. for 1.5 mm² and above.
- Conductor resistance : As per class 1 or 2 of IEC-60228
- Flame retardance : IEC-60332-1

Current carrying capacity at 30°C in free air.

Area (mm ²)	One Phase (A)	Three Phase (A)	Area (mm ²)	One Phase (A)	Three Phase (A)
1.0	17	16	35	145	130
1.5	21	20	50	175	160
2.5	30	26	70	220	200
4	40	36	95	270	240
6	50	45	120	310	280
10	68	61	150	355	320
16	90	81	185	405	365
25	118	106			

Correction factors for ambient temperature.

Ambient temperature	35	40	45	50	55	60	65
Correction factor	0.94	0.87	0.79	0.71	0.61	0.50	0.35

Packing : Upto sizes 35 mm² shrunk wrapped coils of 100 yards. For 50 mm² and above 500/1000 Meter on Wooden drums.

PVC INSULATED NON SHEATHED SINGLE CORE CABLE

H05V-U, H07V-U, H07V-R(70^{1/4}C)

NYA

IEC-60227-01

Order No.	MESC CODE	SIZE Sq. mm	STRAND X DIA NO. X mm	INSULATION THICKNESS mm	APPROX. O. D. mm	APPROX. WEIGHT KG/KM
71001	7161-01C00050-U0BK1-00	0.5	1 X 0.8	0.6	2.1	9
71002	7161-01C00075-U0BK1-00	0.75	1 X 0.98	0.6	2.2	11
71003	7161-01C00100-U0BK1-00	1	1 X 1.13	0.6	2.4	14
71004	7161-01C00150-U0BK1-00	1.5	1 X 1.38	0.7	2.9	21
71005	7111-01C00150-U0BK1-00	1.5	7 X 0.53	0.7	3.1	22
71006	7161-01C00250-U0BK1-00	2.5	1 X 1.78	0.8	3.5	33
71007	7111-01C00250-U0BK1-00	2.5	7 X 0.67	0.8	3.7	34
71008	7161-01C00400-U0BK1-00	4	1 X 2.25	0.8	3.9	48
71009	7111-01C00400-U0BK1-00	4	7 X 0.85	0.8	4.2	51
71010	7161-01C00600-U0BK1-00	6	1 X 2.76	0.8	4.4	67
71011	7111-01C00600-U0BK1-00	6	7 X 1.04	0.8	4.8	71
71012	7111-01C01000-U0BK1-00	10	7 X 1.35	1.0	6.2	119
71013	7111-01C01600-U0BK1-00	16	7 X 1.7	1.0	7.2	179
71014	7111-01C02500-U0BK1-00	25	7 X 2.14	1.2	8.9	281
71015	7111-01C03500-U0BK1-00	35	7 X 2.52	1.2	10.1	379
71016	7111-01C05000-U0BK8-00	50	19 X 1.78	1.4	11.8	509
71017	7111-01C07000-U0BK8-00	70	19 X 2.14	1.4	13.6	717
71018	7111-01C09500-U0BK8-00	95	19 X 2.52	1.6	16.0	990
71019	7111-01C12000-U0BK8-00	120	37 X 2.03	1.6	17.6	1227
71020	7111-01C15000-U0BK8-00	150	37 X 2.25	1.8	19.5	1510
71021	7111-01C18500-U0BK8-00	185	37 X 2.52	2.0	21.8	1892

For colours other than Black, please replace BK in the code by "BL" for Blue, "BN" for brown, "GN" for Green, "GY" for Grey, "OR" for Orange, "PK" for Pink, "RD" for Red, "TR" for Turquoise, "VT" for Violet, "WT" for White, "YG" for Yellow/green and "YL" for Yellow.

H05V-U, H07V-U, H07V2-R(90^{1/4}C)

Order No.	MESC CODE	SIZE Sq. mm	STRAND X DIA NO. X mm	INSULATION THICKNESS mm	APPROX. O. D. mm	APPROX. WEIGHT KG/KM
71022	7C61-01C00150-U0BK1-00	1.5	1x1.38	0.7	2.9	21
71023	7C11-01C00150-U0BK1-00	1.5	7x0.53	0.7	3.1	22
71024	7C61-01C00250-U0BK1-00	2.5	1x1.78	0.8	3.5	33
71025	7C11-01C00150-U0BK1-00	2.5	7x0.67	0.8	3.7	34
71026	7C11-01C00400-U0BK1-00	4	7x0.85	0.8	4.2	51
71027	7C11-01C00600-U0BK1-00	6	7x1.04	0.8	4.8	71
71028	7C11-01C01000-U0BK1-00	10	7x1.35	1.0	6.2	119
71029	7C11-01C01600-U0BK1-00	16	7x1.7	1.0	7.2	179
71030	7C11-01C02500-U0BK1-00	25	7x2.14	1.2	8.9	281
71031	7C11-01C03500-U0BK1-00	35	7x2.52	1.2	10.1	379
71032	7C11-01C05000-U0BK8-00	50	19x1.78	1.4	11.8	509
71033	7C11-01C07000-U0BK8-00	70	19x2.14	1.4	13.6	717
71034	7C11-01C09500-U0BK8-00	95	19x2.52	1.6	16.0	990
71035	7C11-01C12000-U0BK8-00	120	37x2.03	1.6	17.6	1227
71036	7C11-01C15000-U0BK8-00	150	37x2.25	1.6	19.5	1510



PVC INSULATED NON SHEATHED SINGLE CORE CABLE

H05V-K, H07V-K(70°C)
H07V2-K(90°C)

NYAF

IEC-60227-2

Specification : BS-6500, BS-6004 & IEC-60227-3

	
	CU/PVC (NYAF) 50 MM ² 450/750 V MESC 2005
	
	H07V2-K 2.5 MESC 2005

Application: These cables are used for the purpose of lighting in residential and commercial building in surface mounted or embedded conduits. Suitable for voltages upto 1000 AC or upto 750 to earth DC when used for fixed installation inside appliances, switchgear and controlgear.

Construction

- | **Conductor** : Plain annealed flexible copper stranded as per class 5 of IEC-60228.
- | **Insulation** : PVC type TI 1 as per BS-7655 (H05V-K, H07V-K)
PVC type TI 3 as per BS-7655 (H07V2-K)

Technical Data

- | **Temperature range** : H05V-K, H07V-K(70°C). H07V2-K.(90°C)
- | **Working voltage** : 300/500 V. upto 1.0 mm², 450/750 V. for 1.5 mm and above.
- | **Conductor resistance** : As per class 5 of IEC-60228.
- | **Flame retardance** : IEC-60332-1

Current Carrying Capacity at 30°C in free air

Area (mm ²)	One Phase (A)	Three Phase (A)	Area (mm ²)	One Phase (A)	Three Phase (A)
1.0	17	16	35	145	130
1.5	21	20	50	175	160
2.5	30	26	70	220	200
4	40	36	95	270	240
6	50	45	120	310	280
10	68	61	150	355	320
16	90	81	185	405	365
25	118	106			

Ambient temperature	35	40	45	50	55	60	65
Correction factor	0.94	0.87	0.79	0.71	0.61	0.50	0.35

Packing: Upto sizes 35mm² shrunk wrapped coils of 100 Yards. For 50mm² and above 500/1000 Meter on wooden drum.

PVC INSULATED NON SHEATHED SINGLE CORE CABLE

H05V-K, H07V-K

NYAF

IEC-60227-2

Order No.	MESC CODE	SIZE (Sq. mm)	STRANDX DIA NO. X MM	INSULATION THICKNESS (mm)	APPROX. O. D. (mm)	APPROX WEIGHT Kg / Km
51001	5181-01C00050-U0BK1-00	0.5	16 X 0.2	0.6	2.2	9
51002	5181-01C00075-U0BK1-00	0.75	24 X 0.2	0.6	2.4	12
51003	5181-01C00100-U0BK1-00	1.0	32 X 0.2	0.6	2.6	15
51004	5181-01C00150-U0BK1-00	1.5	30 X 0.25	0.7	3.0	21
51005	5181-01C00250-U0BK1-00	2.5	50 X 0.25	0.8	3.6	33
51006	5181-01C00400-U0BK1-00	4	56 X 0.3	0.8	4.2	49
51007	5181-01C00600-U0BK1-00	6	84 X 0.3	0.8	4.8	69
51008	5181-01C01000-U0BK1-00	10	80 X 0.4	1.0	6.1	116
51009	5181-01C01600-U0BK1-00	16	126 X 0.4	1.0	7.1	173
51010	5181-01C02500-U0BK1-00	25	196 X 0.4	1.2	8.8	266
51011	5181-01C03500-U0BK1-00	35	276 X 0.4	1.2	10.0	364
51012	5181-01C05000-U0BK8-00	50	396 X 0.4	1.4	11.9	520
51013	5181-01C07000-U0BK8-00	70	360 X 0.5	1.4	13.9	756
51014	5181-01C09500-U0BK8-00	95	475 X 0.5	1.6	15.9	996
51015	5181-01C12000-U0BK8-00	120	608 X 0.5	1.6	17.6	1257
51016	5181-01C15000-U0BK8-00	150	760 X 0.5	1.8	19.7	1572
51017	5181-01C18500-U0BK8-00	185	950 X 0.5	2.0	21.9	1964

For colours other than Black, please replace BK in the code by "BL" for Blue, "BN" for brown, "GN" for Green, "GY" for Grey, "OR" for Orange, "PK" for Pink, "RD" for Red, "TR" for Turquoise, "VT" for Violet, "WT" for White, "YG" for Yellow/green and "YL" for Yellow.


H07V2-K (90¹/₄C)

Order No.	MESC CODE	SIZE (Sq. mm)	STRANDX DIA NO. X MM	INSULATION THICKNESS (mm)	APPROX. O. D. (mm)	APPROX WEIGHT Kg / Km
51018	5C81-01C00150-U0BK1-00	1.5	30x0.25	0.7	3.0	21
51019	5C81-01C00250-U0BK1-00	2.5	50x0.25	0.8	3.6	33
51020	5C81-01C00400-U0BK1-00	4	56x0.3	0.8	4.2	49
51021	5C81-01C00600-U0BK1-00	6	84x0.3	0.8	4.8	69
51022	5C81-01C01000-U0BK1-00	10	80x0.4	1.0	6.1	116
51023	5C81-01C01600-U0BK1-00	16	126x0.4	1.0	7.1	173
51024	5C81-01C02500-U0BK1-00	25	196x0.4	1.2	8.8	266
51025	5C81-01C03500-U0BK1-00	35	276x0.4	1.2	10.0	364
51026	5C81-01C05000-U0BK8-00	50	396x0.4	1.4	11.9	520
51027	5C81-01C07000-U0BK8-00	70	360x0.5	1.4	13.9	756
51028	5C81-01C09500-U0BK8-00	95	475x0.5	1.6	15.9	996
51029	5C81-01C12000-U0BK8-00	120	608x0.5	1.6	17.6	1257
51030	5C81-01C15000-U0BK8-00	150	760x0.5	1.8	19.7	1572
51031	5C81-01C18500-U0BK8-00	185	950x0.5	2.0	21.9	1964

Packing: upto Sizes 35mm² Shrunked wrapped coils of 100 yards. for 50m² and above 500/1000 meter on wooden drums.

PVC INSULATED PVC SHEATHED CABLE FLAT TWIN AND THREE CORE

Specification: **BS - 6004.**



Application: These cables are used in dry or damp locations for fixed installation. Suitable for installation in walls, on boards or embedded in plaster.

Construction

- Conductor : Plain annealed copper as per class 1 or class 2 of IEC-60228.
- Insulation : PVC Type TI1 of BS- 7655, Two or Three insulated cores laid parallel and sheathed.
- Colour code : Twin core : Red & Black.
Three core : Red, Yellow (Centre core) and Blue.
- Sheath : PVC Type 6 of BS-7655. Our standard colour is Grey. White can be supplied on request. For white sheath replace "GY " by "WT" in MESC cable code.

Technical Data

- Temperature range : - 25°C to + 70°C.
- Working voltage : 300/500 V. R.M.S.
- Conductor resistance : As per class 1 or 2 of IEC - 60228.

Order No.	MESC CODE	Size No. X Sq. mm	Strands X Dia No. X mm	Insulation Thickness mm	Sheath Thickness mm	Approx. O. D. mm	Approx. Weight Kg / Km
75001	7561-02C00100-U0GY1-00	2 X 1.0	1 X 1.13	0.6	0.9	6.8X4.4	53
75002	7561-02C00150-U0GY1-00	2 X 1.5	1 X 1.38	0.7	0.9	7.7X4.8	70
75003	7511-02C00150-U0GY1-00	2 X 1.5	7 X 0.53	0.7	0.9	8.1X5.0	76
75004	7561-02C00250-U0GY1-00	2 X 2.5	1 X 1.78	0.8	0.9	8.9X5.4	100
75005	7511-02C00250-U0GY1-00	2 X 2.5	7 X 0.67	0.8	1.0	9.5X5.9	110
75006	7561-02C00400-U0GY1-00	2 X 4	1 X 2.25	0.8	1.0	10.1X6.1	139
75007	7511-02C00400-U0GY1-00	2 X 4	7 X 0.85	0.8	1.0	10.7X6.4	148
75008	7561-02C00600-U0GY1-00	2 X 6	1 X 2.76	0.8	1.0	11.1X6.6	185
75009	7511-02C00600-U0GY1-00	2 X 6	7 X 1.04	0.8	1.1	12.0X7.2	201
75010	7511-02C01000-U0GY1-00	2 X 10	7 X 1.35	1.0	1.2	14.9X8.8	319
75011	7511-02C01600-U0GY1-00	2 X 16	7 X 1.7	1.0	1.3	17.3X10.1	461
75012	7561-03C00100-U0GY1-00	3 X 1.0	1 X 1.13	0.6	0.9	9.2X4.4	76
75013	7561-03C00150-U0GY1-00	3 X 1.5	1 X 1.38	0.7	0.9	10.5X4.8	102
75014	7561-03C00250-U0GY1-00	3 X 2.5	1 X 1.78	0.8	1.0	12.6X5.7	152
75015	7511-03C00400-U0GY1-00	3 X 4	7 X 0.85	0.8	1.1	15.1X6.7	224
75016	7511-03C00600-U0GY1-00	3 X 6	7 X 1.04	0.8	1.1	16.8X7.2	296
75017	7511-03C01000-U0GY1-00	3 X 10	7 X 1.35	1.0	1.2	21.1X8.8	474
75018	7511-03C01600-U0GY1-00	3 X 16	7 X 1.7	1.0	1.3	24.5X10.1	686

Packing: Shrinked wrapped coils of 100 yards.

THHN / THWN


90°C Dry

600 Volts

UL 83

75°C Wet, VW-1

Specification : UL 83



Application: Widely used in new constructions. Suitable for lighting and power purposes in Industrial, Commercial and Residential Buildings. Also suitable for Control Circuits, machine Tools and Appliances. Nylon jacket provides mechanical ruggedness and is resistant to Acids, Alkalis, Oils, Gasoline and Chemicals

Construction:

- ▮ **Conductor** : Solid as per ASTM B 3, Class C as per ASTM B8 or 19 wire combination unilay (for sizes 6 AWG onwards) as per UL 1581.
- ▮ **Insulation** : Polyvinyl Chloride meets all the performance requirement as per UL83. UL rated VW1 conductors. PVC insulation also meets the UL758 requirements for 105°C appliance wiring material.
- ▮ **Jacket** : Nylon meets all the requirements of UL 83.

Order No.	MESC CODE	Size AWG	Strand X Dia No. X mm	Insulation Thickness mm	Jacket Thickness mm	Approx. O. D. mm	Approx. Weight Kg/Km	Ampacity *	
								90°C THHN	75°C THWN
64001	6166-01C14AWG-U0BK5-00	14	1 X 1.63	0.38	0.11	2.7	24	25 **	20 **
64002	6166-01C12AWG-U0BK5-00	12	1 X 2.05	0.38	0.11	3.2	36	30 **	25 **
64003	6166-01C10AWG-U0BK5-00	10	1 X 2.588	0.51	0.11	4.0	57	40 **	35 **
64004	6166-01C08AWG-U0BK5-00	8	1 X 3.263	0.76	0.13	5.2	92	55	50
64005	61A6-01C14AWG-U0BK5-00	14	19 X 0.373	0.38	0.11	3.0	25	25 *	20 *
64006	61A6-01C12AWG-U0BK5-00	12	19 X 0.47	0.38	0.11	3.5	37	30 *	25 *
64007	61A6-01C10AWG-U0BK5-00	10	19 X 0.593	0.51	0.11	4.4	59	40 *	35 *
64008	61A6-01C08AWG-U0BK5-00	8	19 X 0.747	0.76	0.13	5.7	96	55	50

Order No.	MESC CODE	SIZE AWG	Large Strand No. X mm	Small Strand No. X mm	Insulation Thickness mm	Jacket Thickness mm	Approx. O. D. mm	Approx. Weight Kg/Km	Ampacity *	
									90°C THHN	75°C THWN
64009	61U6-01C06AWG-U0BK5-00	6	13 X 1.02	6 X 0.75	0.76	0.13	6.5	148	75	65
64010	61U6-01C04AWG-U0BK5-00	4	13 X 1.28	6 X 0.94	1.02	0.15	8.2	237	95	85
64011	61U6-01C02AWG-U0BK7-00	2	13 X 1.62	6 X 1.19	1.02	0.15	9.7	363	130	115
64012	61U6-01C01AWG-U0BK7-00	1	13 X 1.82	6 X 1.33	1.27	0.18	11.2	465	150	130
64013	61U6-01C1/0AW-U0BK 7-00	1/0	13 X 2.04	6 X 1.50	1.27	0.18	12.2	576	170	150
64014	61U6-01C2/0AW-U0BK 7-00	2/0	13 X 2.30	6 X 1.68	1.27	0.18	13.3	715	195	175

* Not more than three current carrying conductors in raceway or cable or earth (Directly Buried), based on ambient temperature of 30°C, as per NEC 310-16.

** Unless otherwise specifically permitted in the NEC, the overcurrent protection shall not exceed 15 ampere for 14 AWG, 20 ampere for 12 AWG and 30 ampere for 10 AWG after correction factors for ambient temperature and number of conductors have been applied.

For colours other than Black, please replace BK in the code by "BL" for Blue, "BN" for brown, "GN" for Green, "GY" for Grey, "OR" for Orange, "PK" for Pink, "RD" for Red, "TR" for Turquoise, "VT" for Violet, "WT" for White, "YG" for Yellow/green and "YL" for Yellow.

Packing: Sizes upto 4 AWG plastic Reels of 500 ft. Sizes 2 AWG and above on Wooden Reels of 1000 Ft.

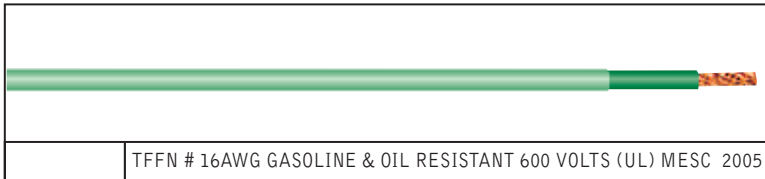
TFFN

90°C

600 Volts

UL62

Specification: UL62 For Fixture Wire



Application : These wires are used in Industrial and Commercial application where resistance to mechanical abuse is required. The Nylon Jacket has excellent resistance to Gasoline, Oils and Chemicals.

Construction

- ‡ **Conductor** : Bare annealed copper stranded as per UL62.
- ‡ **Insulation** : PVC rated 90°C as per UL62.
- ‡ **Jacket** : Nylon overall jacket as per UL62.

Order No.	MESC CODE	Size AWG	Strand X Dia. No.Xmm	Insulation Thickness mm	Jacket Thickness mm	Approx. O. D. mm	Approx. Weight Kg/Km	Ampacity (A)
65001	6586 -01 C 18 AWG-U0BK5-00	18	16 X0.254	0.38	0.1	2.3	12	6
65002	6586 -01 C 16 AWG-U0BK5-00	16	26 X0.254	0.38	0.1	2.6	17	8

- Note :**
1. Standard packing 500 Ft. Reel.
 2. For colours other than Black, please replace BK in the code by "BL" for Blue, "BN" for brown, "GN" for Green, "GY" for Grey, "OR" for Orange, "PK" for Pink, "RD" for Red, "TR" for Turquoise, "VT" for Violet, "WT" for White, "YG" for Yellow/green and "YL" for Yellow.


THW

75°C

600Volts

UL83

Specification : UL83



Application : Used for Lighting and Power in Residential, Commercial or Industrial Buildings for Circuits not exceeding 600 Volts.

Construction

↳ **Conductor** : Plain Copper as per ASTM B3, stranded to Class B as per ASTM B8.

↳ **Insulation** : Polyvinyl Chloride meets the performance requirement of UL83.

Order No.	MESC CODE	Size AWG/MCM	Strand X Dia. No. x mm	Insulation Thickness mm	Approx. O.D. mm.	Approx. Weight Kg/Km	Ampacity* Conductor
67001	6711-01C14AWG-U0BK1-00	14	7X0.615	1.14	4.2	37	20**
67002	6711-01C12AWG-U0BK1-00	12	7X0.775	1.14	4.7	51	25**
67003	6711-01C10AWG-U0BK1-00	10	7X0.978	1.14	5.3	73	35**
67004	6711-01C08AWG-U0BK1-00	8	7X1.23	1.52	6.9	118	50
67005	6711-01C06AWG-U0BK1-00	6	7X1.56	1.52	7.9	174	65
67006	6711-01C04AWG-U0BK1-00	4	7X1.96	1.52	9.1	256	85
67007	6711-01C02AWG-U0BK1-00	2	7X2.47	1.52	10.6	384	115
67008	6711-01C01AWG-U0BK8-00	1	19X1.69	2.03	12.7	505	130
67009	6711-01C1/0AW-U0BK8-00	1/0	19X1.89	2.03	13.7	614	150
67010	6711-01C2/0AW-U0BK8-00	2/0	19X2.13	2.03	14.9	761	175
67011	6711-01C4/0AW-U0BK8-00	4/0	19X2.68	2.03	17.7	1158	230
67012	6711-01C250MC-U0BK8-00	250	37X2.09	2.41	19.7	1383	255
67013	6711-01C300MC-U0BK8-00	300	37X2.29	2.41	21.1	1636	285

* Based on not more than three conductors in raceway or cable or earth (Directly Buried).

** Unless otherwise specifically permitted in the NEC, the overcurrent protection for conductor shall not exceed 15 ampere for 14 AWG, 20 ampere for 12 AWG and 30 ampere for 10 AWG after correction factors for ambient temperature and number of conductors have been applied.

Packing: Upto 2 AWG shrunk wrapped coils of 100 yards. For 1 AWG and above wooden drums of 500 /1000 meter.

For colours other than Black, please replace BK in the code by "BL" for Blue, "BN" for brown, "GN" for Green, "GY" for Grey, "OR" for Orange, "PK" for Pink, "RD" for Red "TR" for Turquoise, "VT" for Violet, "WT" for White, "YG" for Yellow/green and "YL" for Yellow.

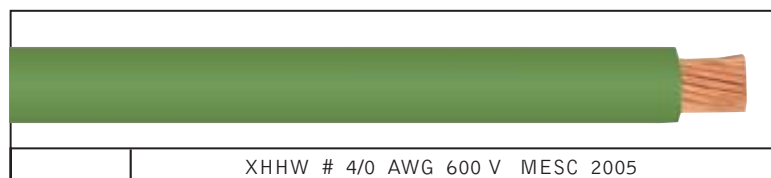
XHHW

90 °C Dry /75 °C Wet

600 Volts

UL 44

Specification : UL44



Application: Widely used for Control, Switch Boards, Lighting and Power Circuits in residential and commercial buildings. Also used for industrial plants and utility substations.

Construction

- Conductor : Plain copper to ASTM B 3 stranded to class B of ASTM B 8.
- Insulation : XLPE as per ICEA S -66-524. UL Type XHHW conductors. Any required colour can be provided.

Order No.	MESC CODE	Size AWG/MCM	Strand X Dia. No. X mm	Insulation Thickness mm	Approx. O. D. mm	Approx. Weight Kg/Km.	Ampacity *
66001	6614-01C14AWG-U0BK1-00	14	7X0.615	0.76	3.4	26	25 **
66002	6614-01C12AWG-U0BK1-00	12	7X0.775	0.76	3.9	38	30 **
66003	6614-01C10AWG-U0BK1-00	10	7X0.978	0.76	4.5	58	40 **
66004	6614-01C08AWG-U0BK1-00	8	7X1.23	1.14	6.1	95	55
66005	6614-01C06AWG-U0BK1-00	6	7X1.56	1.14	7.1	146	75
66006	6614-01C04AWG-U0BK1-00	4	7X1.96	1.14	8.3	222	95
66007	6614-01C02AWG-U0BK1-00	2	7X2.47	1.14	9.8	343	130
66008	6614-01C01AWG-U0BK8-00	1	19X1.69	1.40	11.4	438	150
66009	6614-01C1/0AW-U0BK8-00	1/0	19X1.89	1.40	12.4	541	170
66010	6614-01C2/0AW-U0BK8-00	2/0	19X2.13	1.40	13.6	679	195
66011	6614-01C4/0AW-U0BK8-00	4/0	19X2.68	1.40	16.3	1056	260
66012	6614-01C250MC-U0BK8-00	250	37X2.09	1.65	18.1	1253	290
66013	6614-01C300MC-U0BK8-00	300	37X2.29	1.65	19.5	1495	320

- * Based on not more than three conductors in raceway or cable or earth (Directly Buried)
- * Unless otherwise specifically permitted in the NEC, the overcurrent protection for conductor shall not exceed 15 ampere for 14 AWG, 20 ampere for 12 AWG and 30 ampere for 10 AWG after correction factors for ambient temperature and number of conductors have been applied.

Packing: Upto 2 AWG shrunk wrapped coils of 100 yards. For 1 AWG and above wooden drums of 500/1000 meter.

For colours other than Black, please replace BK in the code by "BL" for Blue, "BN" for brown, "GN" for Green, "GY" for Grey, "OR" for Orange, "PK" for Pink, "RD" for Red, "TR" for Turquoise, "VT" for Violet, "WT" for White, "YG" for Yellow/green and "YL" for Yellow.

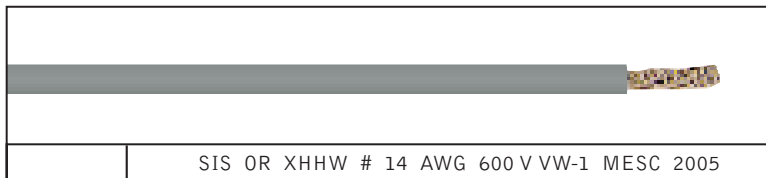
SIS

90°C

600 Volts

UL44

Specification : UL44



Application: For switch board and control panel wiring. Resistant to flame, heat, oil, moisture and corrosive gases.

Construction

Conductor : Tinned copper to ASTM B 33 stranded to ASTM Class K.

Insulation : Grey coloured XLPE to ICEA S-66-524. UL Type XHHW conductor rated VW-1.

Order No.	MESC CODE	Size AWG/MCM	Strand X Dia. No. X mm	Insulation Thickness mm	Approx. O. D. mm	Approx. Weight Kg/Km.	Ampacity *
58001	5894-01C16AWG-U0GY5-00	16	26 X 0.254	0.76	3.1	3.2	24
58002	5894-01C14AWG-U0GY5-00	14	41 X 0.254	0.76	3.5	4.4	35 **
58003	5894-01C12AWG-U0GY5-00	12	65 X 0.254	0.76	4.1	6.4	40 **
58004	5894-01C10AWG-U0GY5-00	10	104 X 0.254	0.76	4.8	9.6	55 **

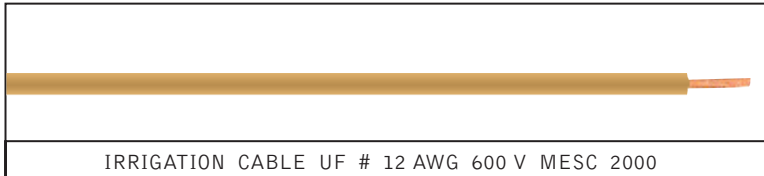
* Based on ambient temperature of 30°C in free air for single insulated conductors. (NEC 310-17)

** Unless otherwise specifically permitted in the NEC, the overcurrent protection for these conductors shall not exceed 15 amperes for 14 AWG, 20 ampere for 12 AWG and 30 ampere for 10 AWG conductors.

Packing: 500 Ft. Reel.

UF - DIRECT BURIAL IRRIGATION WIRE

Specification : UL493



Application : Single conductor type UF wire is employed for direct burial use in commercial sprinkler and irrigation systems, Golf courses, Public parks, Plantations and commercial produce farms.

Construction

- | **Conductor** : Solid annealed copper conductor as per ASTM B3.
- | **Insulation** : Solid extruded PVC rated 60°C.

Technical Data


Working voltage	600 Volts.
Operating temperature	60°C
Conductor resistance	As per ASTM B 3.

Order No.	MESC CODE	Size AWG	Strand X Dia. No. X mm	Insulation Thickness mm	Approx. O. D. mm	Approx. Weight Per 2500 FT. KG.
62001	6261-01C14AWG-U0BK7-00	14	1 X 1.63	1.6	5.0	35
62002	6261 01C12AWG-U0BK7-00	12	1 X 2.05	1.6	5.4	45
62003	6261-01C10AWG-U0BK7-00	10	1 X 2.59	1.6	6.0	62

Packing: 2500 Ft. on Plywood Reels.

Colours: For other colours than Black, please replace BK in the code by "BL" for Blue, "BN" for brown, "GN" for Green, "GY" for Grey, "OR" for Orange, "PK" for Pink, "RD" for Red, "TR" for Turquoise, "VT" for Violet, "WT" for White, "YG" for Yellow/green and "YL" for Yellow.

TYPES BU AND BR PVC INSULATED CABLES BS 6231



Application: These cables are useful for use in domestic premises, kitchens, offices for light duties for light portable appliances. These cables can be used in applications where extra flexibilities is required provided there is no danger of damage. Not suitable for cooking or heating appliances.

Construction

- ι **Conductor** : Plain annealed copper solid as per class 1 of BS 6360 (Type BU) or stranded as per class 2 of BS 6360 (Type BR).
- ι **Insulation** : PVC type T11 as per BS 7655. Black, blue, brown, gray, red, white, yellow & green/yellow colours can be manufactured.

Technical Date :

- ι **Temperature range** : $-25\frac{1}{4}C$ to $+70\frac{1}{4}C$
- ι **Working voltage** : 600 / 1000 Volts.
- ι **Conductor resistance** : As per class 1 or 2 of BS 6360
- ι **Flame retardance** : IEC 60332-1
- ι **Printing Legend Example** : TYPE BR 1.5 600 / 1000V MES C 2005

Dimensional Details

Order No.	MESC CODE		Cores X Size No.XSq.mm	Strand X Diameter No.X mm	Insulation Thickness mm	Approx. O. D mm.	Approx. Weight Kg/Km
71042	7A61-01C00100-U0BK1-00		1.0	1X1.13	0.8	2.8	17
71043	7A61-01C00150-U0BK1-00	BU	1.5	1X1.38	0.8	3.1	22
71044	7A61-01C00250-U0BK1-00		2.5	1X1.78	0.8	3.5	33
71045	7A11-01C00100-U0BK1-00		1.0	7X0.43	0.8	3.0	18
71046	7A11-01C00150-U0BK1-00		1.5	7X0.53	0.8	3.3	24
71047	7A11-01C00250-U0BK1-00		2.5	7X0.67	0.8	3.7	35
71048	7A11-01C00400-U0BK1-00		4	7X0.85	0.8	4.2	51
71049	7A11-01C00600-U0BK1-00		6	7X1.04	0.8	4.8	72
71050	7A11-01C01000-U0BK1-00		10	7X1.35	1.0	6.2	120
71051	7A11-01C01600-U0BK1-00	BR	16	7X1.7	1.0	7.2	180
71052	7A11-01C02500-U0BK1-00		25	7X2.14	1.2	8.9	283
71053	7A11-01C03500-U0BK1-00		35	7X2.52	1.2	10.1	382
71054	7A11-01C05000-U0BK8-00		50	19X1.78	1.4	11.8	514
71055	7A11-01C07000-U0BK8-00		70	19X2.14	1.4	13.6	723
71056	7A11-01C09500-U0BK8-00		95	19X2.52	1.6	16.0	999
71057	7A11-01C12000-U0BK8-00		120	37X2.03	1.6	17.6	1238
71058	7A11-01C15000-U0BK8-00		150	37X2.25	1.8	19.5	1523

Packing: Upto sizes 35 Sq.mm-shrunked wrapped coils of 100Yards.
For 50mm² and above 500/1000 Meter on wooden drums.

Colors : For other colours than black, please replace "BK" in the MESC code by "BL" for blue "BN" for brown, "GY" for Gray, "RD" for red. "WR" for white "YL" for Yellow and "YG" for Green/Yellow.

TYPES CU AND CR PVC INSULATED CABLES BS 6231



Application: These cables are used for wiring of switch, control, metering, relay and instrument panels of power switchgear and for internal connections in rectifier equipment, motor starters and controllers.

Construction

- ↳ **Conductor** : Plain annealed copper solid as per class 1 of BS 6360 (Type CU) or stranded as per class 2 of BS 6360 (Type CR).
- ↳ **Insulation** : PVC type T13 as per BS 7655. Black, blue, brown, gray, red, white, yellow & green/yellow colours can be manufactured.

Technical Data :

- ↳ **Temperature range** : -25¼C to +90¼C
- ↳ **Working voltage** : 600 / 1000 Volts.
- ↳ **Conductor resistance** : As per class 1 or 2 of BS 6360
- ↳ **Flame retardance** : IEC 60332-1
- ↳ **Printing Legend Example** : TYPE CR 1.5 HEAT RESISTING 90 600/1000V MESC 2005


Dimensional Details

Order No.	MESC CODE		Cores X Size No.XSq.mm	Strand X Diameter No.X mm	Insulation Thickness mm	Approx. O. D mm.	Approx. Weight Kg/Km
71059	7B61-01C00100-U0BK1-00		1.0	1X1.13	0.8	2.8	17
71060	7B61-01C00150-U0BK1-00		1.5	1X1.38	0.8	3.0	22
71061	7B61-01C00250-U0BK1-00	CU	2.5	1X1.78	0.8	3.5	33
71062	7B11-01C00100-U0BK1-00		1.0	7X0.43	0.8	3.0	18
71063	7B11-01C00150-U0BK1-00		1.5	7X0.53	0.8	3.3	24
71064	7B11-01C00250-U0BK1-00		2.5	7X0.67	0.8	3.7	35
71065	7B11-01C00400-U0BK1-00		4	7X0.85	0.8	4.2	51
71066	7B11-01C00600-U0BK1-00		6	7X1.04	0.8	4.8	72
71067	7B11-01C01000-U0BK1-00		10	7X1.35	1.0	6.2	120
71068	7B11-01C01600-U0BK1-00	CR	16	7X1.7	1.0	7.2	180
71069	7B11-01C02500-U0BK1-00		25	7X2.14	1.2	8.9	283
71070	7B11-01C03500-U0BK1-00		35	7X2.52	1.2	10.1	382
71071	7B11-01C05000-U0BK1-00		50	19X1.78	1.4	11.8	514
71072	7B11-01C07000-U0BK8-00		70	19X2.14	1.4	13.8	723
71073	7B11-01C09500-U0BK8-00		95	19X2.52	1.6	16.0	999
71074	7B11-01C12000-U0BK8-00		120	37X2.03	1.6	17.6	1238
71075	7B11-01C15000-U0BK8-00		150	37X2.25	1.8	19.5	1523

Packing: Upto sizes 35 Sq.mm-shrunked wrapped coils of 100Yards.
For 50mm² and above 500/1000 Meter on wooden drums.

Colors : For other colours than black, please replace "BK" in the MESC code by "BL" for blue "BN" for brown, "GY" for Gray, "RD" for red. "WT" for white "YL" for Yellow and "OR" for orange, "PK" for pink, "VT" for violet, "TR" for Turquoise, "GN" for Green and "YG".

TYPES BK AND BR PVC INSULATED CABLES BS 6231



Application: These cables are used for wiring of switch, control, metering, relay and instrument panels of power switchgear and for internal connections in rectifier equipment, motor starters and controllers.

Construction

- ιConductor : Plain annealed copper flexible as per class 5 of BS 6360.
- ιInsulation : PVC type T11 as per BS 7655. Black, blue, brown, gray, red, white, yellow & green/yellow colours can be manufactured.

Technical Date :

- ιTemperature range : -25¼C to+70¼C
- ιWorking voltage : 600 / 1000 Volts.
- ιConductor resistance : As per class 1 or 2 of BS 6360
- ιFlame retardance : IEC 60332-1
- ιPrinting Legend Example : TYPE BK 1.5 600 / 1000V MESC 2005

Dimensional Details

Order No.	MESC CODE	Cores X Size No.XSq.mm	Strand X Diameter No.X mm	Insulation Thickness mm	Approx. O. D mm.	Approx. Weight Kg/Km
51035	5B81-01C00050-U0BK1-00	0.5	16X0.2	0.8	2.6	13
51036	5B81-01C00075-U0BK1-00	0.75	24X0.2	0.8	2.8	17
51037	5B81-01C00100-U0BK1-00	1.0	32X0.2	0.8	3.0	20
51038	5B81-01C00150-U0BK1-00	1.5	30X0.25	0.8	3.2	24
51039	5B81-01C00250-U0BK1-00	2.5	50X0.25	0.8	3.7	35
51040	5B81-01C00400-U0BK1-00	4	56X0.3	0.8	4.2	51
51041	5B81-01C00600-U0BK1-00	6	84X0.3	0.8	4.8	71
51042	5B81-01C01000-U0BK1-00	10	80X0.4	1.0	6.2	119
51043	5B81-01C01600-U0BK1-00	16	126X0.4	1.0	7.9	179
51044	5B81-01C02500-U0BK1-00	25	196X0.4	1.2	9.7	277
51045	5B81-01C03500-U0BK1-00	35	276X0.4	1.2	11.1	375
51046	5B81-01C05000-U0BK8-00	50	396X0.4	1.4	13.1	535
51047	5B81-01C07000-U0BK8-00	70	360X0.5	1.4	15.7	774
51048	5B81-01C09500-U0BK8-00	95	475X0.5	1.6	17.9	1022
51049	5B81-01C12000-U0BK8-00	120	608X0.5	1.6	19.8	1284
51050	5B81-01C15000-U0BK8-00	150	760X0.5	1.8	22.1	1604

Packing: Upto sizes 35 Sq.mm-shrunked wrapped coils of 100Yards.
For 50mm² and above 500/1000 Meter on wooden drums.

Colors : For other colours than black, please replace "BK" in the MESC code by "BL" for blue "BN" for brown, "GY" for Gray, "RD" for red. "WT" for white "YL" for Yellow and "YG" for Green/Yellow.

TYPE CK PVC INSULATED FLEXIBLE CABLE BS 6231



Application: These cables are used for wiring of switch, control, metering, relay and instrument panels of power switchgear and for internal connections in rectifier equipment, motor starters and controllers.

Construction

- Conductor : Plain annealed copper flexible as per class 5 of BS 6360.
- Insulation : PVC type T13 as per BS 7655. Black, blue, brown, gray, red, white, yellow & green/yellow colours can be manufactured.

Technical Data :

- Temperature range : -25¼C to+90¼C
- Working voltage : 600 / 1000 Volts.
- Conductor resistance : As per class 1 or 2 of BS 6360
- Flame retardance : IEC 60332-1
- Printing Legend Example : TYPE CK 1.5 HEAT RESISTING 90 600 / 1000V MESC 2005

Dimensional Details


Order No.	MESC CODE	Cores X Size No.XSq.mm	Strand X Diameter No.X mm	Insulation Thickness mm	Approx. O. D mm.	Approx. Weight Kg/Km
51051	5781-01C00050-U0BK1-00	0.5	16X0.2	0.8	2.6	13
51052	5781-01C00075-U0BK1-00	0.75	24X0.2	0.8	2.8	17
51053	5781-01C00100-U0BK1-00	1.0	32X0.2	0.8	3.0	20
51054	5781-01C00150-U0BK1-00	1.5	30X0.25	0.8	3.2	24
51055	5781-01C00250-U0BK1-00	2.5	50X0.25	0.8	3.7	35
51056	5781-01C00400-U0BK1-00	4	56X0.3	0.8	4.2	51
51057	5781-01C00600-U0BK1-00	6	84X0.3	0.8	4.8	71
51058	5781-01C01000-U0BK1-00	10	80X0.4	1.0	6.2	119
51059	5781-01C01600-U0BK1-00	16	126X0.4	1.0	7.9	179
51060	5781-01C02500-U0BK1-00	25	196X0.4	1.2	9.7	277
51061	5781-01C03500-U0BK1-00	35	276X0.4	1.2	11.1	375
51062	5781-01C05000-U0BK8-00	50	396X0.4	1.4	13.1	535
51063	5781-01C07000-U0BK8-00	70	360X0.5	1.4	15.7	774
51064	5781-01C09500-U0BK8-00	95	475X0.5	1.6	17.9	1022
51065	5781-01C12000-U0BK8-00	120	608X0.5	1.6	19.8	1284
51066	5781-01C15000-U0BK8-00	150	760X0.5	1.8	22.1	1604

Packing: Upto sizes 35 Sq.mm-shrunked wrapped coils of 100Yards.
For 50mm² and above 500/1000 Meter on wooden drums.

Colors : For colours other than black, please replace "BK" in the MESC code by "BL" for blue "BN" for brown, "GY" for Gray, "RD" for red. "WT" for white "YL" for Yellow and "YG" for Green/Yellow.

FLEXIBLE PVC CABLE H03VV-F NYLHY

Specification: BS-6500



Application: These cables are used for wiring of switch, control, metering, relay and instrument panels of power switchgear and for internal connections in rectifier equipment, motor starters and controllers.

Construction

- I Conductor : Annealed plain copper stranded as per class 5 of IEC-60228.
- I Insulation : PVC Type TI-2 as per BS-7655
- I Core Identification : Two core : Blue & Brown
: Three core : Green/Yellow, Blue & Brown
: Four core : Green/Yellow Black, Blue & Brown
- I Assembly : Cores twisted together to make a round assembly with fillers wherever necessary.
- I Outer sheath : PVC Type TM-2 as per BS-7655. Our standard colour is White, but any other colour can be supplied on request. Sheath is flame retardant to IEC- 60332-1

Technical Data

- I Temperature Range : - 25¼C to + 70¼C
- I Working voltage : 300 / 300 volts. R.M.S.
- I Conductor Resistance : As per class 5 of IEC-60228.
- I Maximum short circuit temperature : 160¼C (max. duration 5 Sec.).

Current carrying capacity: at 30¼C

AREA (mm ²)	SINGLE PHASE (A)	THREE PHASE (A)
0.5	3	3
0.75	6	6

Correction factor for ambient temperature

Ambient temperature	:	35¼C	40¼C	45¼C	50¼C	55¼C
Correction factor	:	0.96	0.92	0.87	0.71	0.50

Order No.	MES C CODE	Cores No	Size Sq.mm	Strand XDIA No.X mm	Insulation Thickness mm	Sheath Thich. mm	Approx. O. D mm.	Approx. Weight Kg/Km
53001	5381-02C00050-U0WT1-00	2	0.5	16X0.2	0.5	0.6	5.2	40
53002	5381-02C00075-U0WT1-00	2	0.75	24X0.2	0.5	0.6	5.7	49
53003	5381-03C00050-U0WT1-00	3	0.5	16X0.2	0.5	0.6	5.6	48
53004	5381-03C00075-U0WT1-00	3	0.75	24X0.2	0.5	0.6	6.0	60
53005	5381-04C00050-U0WT1-00	4	0.5	16X0.2	0.5	0.6	6.1	58
53006	5381-04C00075-U0WT1-00	4	0.75	24X0.2	0.5	0.6	6.6	72

Packing : Supplied in shrunk wrapped rolls of 100 Yards. 500/1000 Mtrs. wooden drums can be supplied on demand.


FLEXIBLE PVC CABLE

H05VV-F (70^{1/4}C)

PVC/PVC (NYMHY)

H05V2V2-F (90^{1/4}C)

Specification : BS-6500 & IEC-60227-5



Application : These cables are useful for use in dry or damp locations for medium duties in domestic premises, kitchens, offices. Suitable for washing machines, refrigerators etc. Can be used for cooking and heating appliances provided that the cable does not come in contact with the hot parts.

Construction

- Conductor : Annealed plain copper stranded as per class 5 of IEC- 60228.
- Insulation : PVC Type TI-2 as per BS- 7655 (H05VV-F).PVC TYPE T13 AS per BS7655 (H05V2V2-F).
- Core Identification : Two core : Blue & Brown.
Three core : Green/Yellow, Blue & Brown.
Four core : Green/Yellow , Black, Blue & Brown.
Five core : Green/Yellow , Black, Blue, Brown & Black.
- Assembly : Cores twisted together to make a round assembly with fillers wherever necessary.
- Outer sheath : PVC Type TM-2 as per BS-7655(H05VV-F) PVC TYPE TM 3 as per BS7655 (H05V2V2-F). Our standard colour is White, but any other colour can be supplied on request.Sheath is flame retardant to IEC-60332-1.

Technical Data

- Temperature Range : - 25°C to + 70°C .
- Working voltage : 300 / 500 volts. R.M.S.
- Conductor Resistance : As per class 5 of IEC-60228.
- Maximum short circuit temperature : 160°C (max. duration 5 Sec.) .

Current carrying capacity at 30°C

AREA (mm ²)	SINGLE PHASE (A)	THREE PHASE (A)
0.50	3	3
0.75	6	6
1.0	10	10
1.5	16	16
2.5	25	20
4.0	32	25

Correction factor for ambient temperature

Ambient temperature	: 35°C	40°C	45°C	50°C	55°C
Correction factor	: 0.96	0.92	0.87	0.71	0.50

FLEXIBLE PVC CABLE

H05VV-F(70^{1/4}C)

PVC/PVC (NYMHY)

Order No.	MESC Code	Cores No.	SIZE Sq.mm	Strands X diameter No. X mm	Insulation thickness mm	Sheath thickness mm	Approx. O.D. mm	Approx. Weight Kg/Km
54001	5481-02C00075-U0WT1-00	2	0.75	24X0.2	0.6	0.8	6.5	61
54002	5481-02C00100-U0WT1-00	2	1	32X0.2	0.6	0.8	6.8	70
54003	5481-02C00150-U0WT1-00	2	1.5	30X0.25	0.7	0.8	7.7	91
54004	5481-02C00250-U0WT1-00	2	2.5	50X0.25	0.8	1.0	9.4	139
54005	5481-02C00400-U0WT1-00	2	4	56X0.3	0.8	1.1	10.7	192
54006	5481-03C00075-U0WT1-00	3	0.75	24X0.2	0.6	0.8	6.9	73
54007	5481-03C00100-U0WT1-00	3	1	32X0.2	0.6	0.8	7.2	85
54008	5481-03C00150-U0WT1-00	3	1.5	30X0.25	0.7	0.9	8.4	114
54009	5481-03C00250-U0WT1-00	3	2.5	50X0.25	0.8	1.1	10.2	175
54010	5481-03C00400-U0WT1-00	3	4	56X0.3	0.8	1.2	11.6	244
54011	5481-04C00075-U0WT1-00	4	0.75	24X0.2	0.6	0.9	7.7	91
54012	5481-04C00100-U0WT1-00	4	1	32X0.2	0.6	0.9	8.1	106
54013	5481-04C00150-U0WT1-00	4	1.5	30X0.25	0.7	1.0	9.3	142
54014	5481-04C00250-U0WT1-00	4	2.5	50X0.25	0.8	1.1	11.1	211
54015	5481-04C00400-U0WT1-00	4	4	56X0.3	0.8	1.2	12.6	297
54016	5481-05C00075-U0WT1-00	5	0.75	24X0.2	0.6	0.9	8.4	112
54017	5481-05C00100-U0WT1-00	5	1	32X0.2	0.6	0.9	8.8	131
54018	5481-05C00150-U0WT1-00	5	1.5	30X0.25	0.7	1.1	10.4	181
54019	5481-05C00250-U0WT1-00	5	2.5	50X0.25	0.8	1.2	12.4	268

H05V2V2-F(90^{1/4}C)

Order No.	MESC Code	Cores No.	SIZE Sq.mm	Strands X diameter No. X mm	Insulation thickness mm	Sheath thickness mm	Approx. O.D. mm	Approx. Weight Kg/Km
54046	5S81-02C00075-U0WT1-00	2	0.75	24X0.2	0.6	0.8	6.5	61
54047	5S81-02C00100-U0WT1-00	2	1	32X0.2	0.6	0.8	6.8	70
54048	5S81-02C00150-U0WT1-00	2	1.5	30X0.25	0.7	0.8	7.7	91
54049	5S81-02C00250-U0WT1-00	2	2.5	50X0.25	0.8	1.0	9.4	139
54050	5S81-03C00075-U0WT1-00	3	0.75	24X0.2	0.6	0.8	6.9	73
54051	5S81-03C00100-U0WT1-00	3	1	32X0.2	0.6	0.8	7.2	85
54052	5S81-03C00150-U0WT1-00	3	1.5	30X0.25	0.7	0.9	8.4	114
54053	5S81-03C00250-U0WT1-00	3	2.5	50X0.25	0.8	1.1	10.2	175
54054	5S81-04C00075-U0WT1-00	4	0.75	24X0.2	0.6	0.9	7.7	91
54055	5S81-04C00100-U0WT1-00	4	1	32X0.2	0.6	0.9	8.1	106
54056	5S81-04C00150-U0WT1-00	4	1.5	30X0.25	0.7	1.0	9.3	142
54057	5S81-04C00250-U0WT1-00	4	2.5	50X0.25	0.8	1.1	11.1	211
54058	5S81-04C00075-U0WT1-00	5	0.75	24X0.2	0.6	0.9	8.4	112
54059	5S81-04C00100-U0WT1-00	5	1	32X0.2	0.6	0.9	8.8	131
54060	5S81-04C00150-U0WT1-00	5	1.5	30X0.25	0.7	1.1	10.4	181
54061	5S81-05C00250-U0WT1-00	5	2.5	50X0.25	0.8	1.2	12.4	268

Packing : Supplied in shrinked wrapped rolls of 100 Yards. 500/1000 Mtrs. wooden drums can be supplied on demand.

FLEXIBLE CABLE FOR CONNECTION AND CONTROL

Specification : Adapted from VDE-0281 & VDE-0250



Application This flexible control cable is suitable for all electrical installations in dry or humid locations, under industrial conditions, but not in the open air. Applications include machine tool manufacture, power stations, heating and air conditioning installations etc.

Construction

- | **Conductor** : Annealed plain copper as per class 5 of IEC-60228.
- | **Insulation** : PVC insulation Type TI-2 of BS-7655.
- | **Core Identification** :
 - Two core : Blue & Brown.
 - Three core : Green/Yellow, Blue & Brown.
 - Four core : Green/Yellow, Black, Blue & Brown.
 - Five core : Green/Yellow, Black, Blue, Brown & Black.
- | **Assembly** : Core twisted together to make a round assembly with fillers wherever necessary.
- | **Outer Sheath** : PVC Type TM-2 of BS-6746 coloured White. Other sheath colours can be supplied on request.

Technical Data


- | **Temperature Range** : - 25°C to +70°C.
- | **Working voltage** : 450 / 750 volts. R.M.S.
- | **Conductor Resistance** : As per class 5 of IEC-60228.
- | **Maximum short circuit temperature** : 160°C (max. duration 5 Sec).
- | **Minimum bending radius** : 15 X Cable Ø.

Order No.	MESC CODE	CoresXSize NoXmm	Approx O.D. mm	Approx Weight Kg/Km.
54005	5481-02C00400-U0WT1-00	2X4	10.7	192
54021	5481-02C00600-U0WT1-00	2X6	12.0	257
54022	5481-02C01000-U0WT1-00	2X10	14.7	402
54023	5481-02C01600-U0WT1-00	2X16	17.5	589
54024	5481-02C02500-U0WT1-00	2X 25	21.4	896
54025	5481-02C03500-U0WT1-00	2X 35	24.4	1204
54010	5481-03C00400-U0WT1-00	3X 4	24.4	244
54026	5481-03C00600-U0WT1-00	3X6	12.8	322
54027	5481-03C01000-U0WT1-00	3X10	16.4	534
54028	5481-03C01600-U0WT1-00	3X16	19.3	781
54029	5481-03C02500-U0WT1-00	3X25	22.8	1148
54030	5481-03C03500-U0WT1-00	3X35	26.0	1550
54031	5481-03C05000-U0WT8-00	3X50	30.7	2191
54032	5481-03C07000-U0WT8-00	3X70	35.0	3058
54033	5481-03C09500-U0WT8-00	3X95	40.1	4019

Order No.	MESC CODE	CoresXSize NoXmm	Approx O.D. mm	Approx Weight Kg/Km.
54015	5411-04C00400-U0WT1	4X4	12.6	297
54034	5411-04C00600-U0WT1	4X6	14.0	396
54035	5411-04C01000-U0WT1	4X10	17.9	657
54036	5411-04C01600-U0WT1	4X16	21.0	965
54037	5411-04C02500-U0WT1	4X25	25.6	1465
54038	5411-04C03500-U0WT8	4X35	28.5	1932
54039	5411-04C05000-U0WT8	4X50	33.7	2734
54040	5411-04C07000-U0WT8	4X70	39.1	3896
54020	5411-05C00400-U0WT1	5X4	14.3	3896
54041	5411-05C00600-U0WT1	5X6	15.4	363
54042	5411-05C01000-U0WT1	5X10	20.3	818
54043	5411-05C01600-U0WT1	5X16	23.1	1158
54044	5411-05C02500-U0WT8	5X25	28.1	1761
54045	5411-05C03500-U0WT8	5X35	32.0	2378

Packing: 100 Yards coils. For wooden drums of 500/1000 M. length replace "1" at the end of the code by "8".
 100Yards coils("1 " at the end of the code).
 500/1000 Mtr wooden drum ("8" at the end of the code) .

H05VV5-F CONNECTION AND CONTROL CABLE HD 21.13 S1



Application : These cables are recommended for all electrical installations in dry and humid locations. These cables are specially suitable for control purposes in machine tool manufacturing, production lines, industrial plants, air conditioning installations and steel plants.

Construction		Technical Data	
Conductor	: Plain copper bunched as per class 5 of HD 383/IEC-60228.	Specification	: HD 21.13 S1
Insulation	: PVC type TI 2 as per BS-7655/HD 21.1S2. Black cores with white numbers. Cables with three or more cores shall have one core coloured Green/Yellow. The number of cores indicated in the tables included the Green/ Yellow core.	Temperature range	
		Stationary	: - 30¼C to +80¼C
		Flexing	: - 5¼C to +70¼C
Assembly	: The cores are twisted together, if necessary in several concentric layers. The assembly is covered with a polyester binder if necessary.	Working voltage	: 300/500 Volts
Outer sheath	: Oil resistant PVC type TM5 as per BS-7655/HD 21.1S2. Flame retardant to IEC-60332-1.	Minimum bending radius	: 15 X cable diameter
		Conductor resistance	: as per class- 5 of HD 383/IEC 60228.
		Test voltage	: 2000 V. for 5 Minutes.

H05VV5-F CONNECTION AND CONTROL CABLE HD 21.13S1

SIZE sq.mm	Order No.	MES C Code	No. of Cores	Strands X diameter No. X mm	Insulation thickness mm	Sheath thickness mm	Approx O. D. mm	Approx Weight Kg/Km
0.5	55001	5581-02C00050-U0BK8-00	2	16 X 0.2	0.6	0.7	6.0	50
	55002	5581-03C 00050-U0BK8-00	3	16 X 0.2	0.6	0.7	6.3	59
	55003	5581-04C 00050-U0BK8-00	4	16 X 0.2	0.6	0.8	7.0	73
	55004	5581-05C 00050-U0BK8-00	5	16 X 0.2	0.6	0.8	7.7	85
	55005	5581-06C 00050-U0BK8-00	6	16 X 0.2	0.6	0.9	8.5	102
	55006	5581-07C 00050-U0BK8-00	7	16 X 0.2	0.6	0.9	9.5	118
	55007	5581-08C 00050-U0BK8-00	8	16 X 0.2	0.6	1.0	10.5	143
	55008	5581-10C 00050-U0BK8-00	10	16 X 0.2	0.6	1.0	10.9	160
	55009	5581-12C 00050-U0BK8-00	12	16 X 0.2	0.6	1.1	11.5	186
	55010	5581-14C 00050-U0BK8-00	14	16 X 0.2	0.6	1.1	12.0	210
	55011	5581-16C 00050-U0BK8-00	16	16 X 0.2	0.6	1.2	12.8	240
	55012	5581-18C 00050-U0BK8-00	18	16 X 0.2	0.6	1.2	13.5	264
	55013	5581-24C 00050-U0BK8-00	24	16 X 0.2	0.6	1.4	16.1	353
	55014	5581-27C 00050-U0BK8-00	27	16 X 0.2	0.6	1.4	16.4	385
	55015	5581-30C 00050-U0BK8-00	30	16 X 0.2	0.6	1.4	17.0	419
	55016	5581-36C 00050-U0BK8-00	36	16 X 0.2	0.6	1.5	18.4	497
	55017	5581-48C 00050-U0BK8-00	48	16 X 0.2	0.6	1.7	21.4	655
	55018	5581-60C 00050-U0BK8-00	60	16 X 0.2	0.6	1.8	23.4	800

SIZE sq.mm	Order No.	MES C Code	No. of Cores	Strands X diameter No. X mm	Insulation thickness mm	Sheath thickness mm	Approx O. D. mm	Approx Weight Kg/Km
0.75	55019	5581 02C 00075-U0BK8-00	2	24 X 0.2	0.6	0.8	6.6	63
	55020	5581-03C 00075-U0BK8-00	3	24 X 0.2	0.6	0.8	7.0	74
	55021	5581-04C 00075-U0BK8-00	4	24 X 0.2	0.6	0.8	7.6	89
	55022	5581-05C 00075-U0BK8-00	5	24 X 0.2	0.6	0.9	8.4	109
	55023	5581-06C 00075-U0BK8-00	6	24 X 0.2	0.6	0.9	9.2	125
	55024	5581-07C 00075-U0BK8-00	7	24 X 0.2	0.6	1.0	10.4	149
	55025	5581-08C 00075-U0BK8-00	8	24 X 0.2	0.6	1.1	11.5	181
	55026	5581-10C 00075-U0BK8-00	10	24 X 0.2	0.6	1.1	11.9	203
	55027	5581-12C 00075-U0BK8-00	12	24 X 0.2	0.6	1.1	12.3	230
	55028	5581-14C 00075-U0BK8-00	14	24 X 0.2	0.6	1.2	13.1	267
	55029	5581-16C 00075-U0BK8-00	16	24 X 0.2	0.6	1.2	13.8	298
	55030	5581-18C 00075-U0BK8-00	18	24 X 0.2	0.6	1.3	14.7	336
	55031	5581-24C 00075-U0BK8-00	24	24 X 0.2	0.6	1.5	17.5	447
	55032	5581-27C 00075-U0BK8-00	27	24 X 0.2	0.6	1.5	17.9	490
	55033	5581-30C 00075-U0BK8-00	30	24 X 0.2	0.6	1.5	18.5	534
	55034	5581-36C 00075-U0BK8-00	36	24 X 0.2	0.6	1.6	20.1	633
	55035	5581-48C 00075-U0BK8-00	48	24 X 0.2	0.6	1.8	23.3	833
	55036	5581-60C 00075-U0BK8-00	60	24 X 0.2	0.6	2.0	25.7	1031

SIZE sq.mm	Order No.	MES C Code	No. of Cores	Strands X diameter No. X mm	Insulation thickness mm	Sheath thickness mm	Approx O. D. mm	Approx Weight Kg/Km
1.0	55037	5581 02C 00100-U0BK8-00	2	32 X 0.2	0.6	0.8	6.9	72
	55038	5581-03C 00100-U0BK8-00	3	32 X 0.2	0.6	0.8	7.3	87
	55039	5581-04C 00100-U0BK8-00	4	32 X 0.2	0.6	0.8	8.0	104
	55040	5581-05C 00100-U0BK8-00	5	32 X 0.2	0.6	0.9	8.9	127
	55041	5581-06C 00100-U0BK8-00	6	32 X 0.2	0.6	1.0	9.9	151
	55042	5581-07C 00100-U0BK8-00	7	32 X 0.2	0.6	1.0	11.0	175
	55043	5581-08C 00100-U0BK8-00	8	32 X 0.2	0.6	1.1	12.1	211
	55044	5581-10C 00100-U0BK8-00	10	32 X 0.2	0.6	1.2	12.8	245
	55045	5581-12C 00100-U0BK8-00	12	32 X 0.2	0.6	1.2	13.3	279
	55046	5581-14C 00100-U0BK8-00	14	32 X 0.2	0.6	1.2	13.9	316
	55047	5581-16C 00100-U0BK8-00	16	32 X 0.2	0.6	1.3	14.8	360
	55048	5581-18C 00100-U0BK8-00	18	32 X 0.2	0.6	1.3	15.6	398
	55049	5581-24C 00100-U0BK8-00	24	32 X 0.2	0.6	1.5	18.6	530
	55050	5581-27C 00100-U0BK8-00	27	32 X 0.2	0.6	1.5	19.0	581
	55051	5581-30C 00100-U0BK8-00	30	32 X 0.2	0.6	1.6	19.8	644
	55052	5581-36C 00100-U0BK8-00	36	32 X 0.2	0.6	1.7	21.5	764
	55053	5581-48C 00100-U0BK8-00	48	32 X 0.2	0.6	1.9	24.9	1004
	55054	5581-60C 00100-U0BK8-00	60	32 X 0.2	0.6	2.1	27.5	1243

H05VV5-F CONNECTION AND CONTROL CABLE HD 21.13S1

SIZE sq.mm	Order No.	MESC Code	No. of Cores	Strands X diameter No. X mm	Insulation thickness mm	Sheath thickness mm	Approx O. D. mm	Approx Weight Kg/Km
1.5	55055	5581-02C 00150-U0BK8-00	2	30 X 0.25	0.7	0.8	7.9	96
	55056	5581-03C 00150-U0BK8-00	3	30 X 0.25	0.7	0.9	8.6	120
	55057	5581-04C 00150-U0BK8-00	4	30 X 0.25	0.7	0.9	9.3	145
	55058	5581-05C 00150-U0BK8-00	5	30 X 0.25	0.7	1.0	10.4	177
	55059	5581-06C 00150-U0BK8-00	6	30 X 0.25	0.7	1.1	11.5	210
	55060	5581-07C 00150-U0BK8-00	7	30 X 0.25	0.7	1.2	13.1	249
	55061	5581-08C 00150-U0BK8-00	8	30 X 0.25	0.7	1.3	14.3	299
	55062	5581-10C 00150-U0BK8-00	10	30 X 0.25	0.7	1.3	15.0	339
	55063	5581-12C 00150-U0BK8-00	12	30 X 0.25	0.7	1.3	15.4	387
	55064	5581-14C 00150-U0BK8-00	14	30 X 0.25	0.7	1.4	16.4	447
	55065	5581-16C 00150-U0BK8-00	16	30 X 0.25	0.7	1.5	17.5	509
	55066	5581-18C 00150-U0BK8-00	18	30 X 0.25	0.7	1.5	18.4	563
	55067	5581-24C 00150-U0BK8-00	24	30 X 0.25	0.7	1.7	21.8	746
	55068	5581-27C 00150-U0BK8-00	27	30 X 0.25	0.7	1.8	22.5	830
	55069	5581-30C 00150-U0BK8-00	30	30 X 0.25	0.7	1.8	23.3	906
	55070	5581-36C 00150-U0BK8-00	36	30 X 0.25	0.7	2.0	25.5	1086
	55071	5581-48C 00150-U0BK8-00	48	30 X 0.25	0.7	2.2	29.4	1424
55072	5581-60C 00150-U0BK8-00	60	30 X 0.25	0.7	2.4	32.3	1757	


SIZE sq.mm	Order No.	MESC Code	No. of Cores	Strands X diameter No. X mm	Insulation thickness mm	Sheath thickness mm	Approx O. D. mm	Approx Weight Kg/Km
2.5	55073	5581-02C 00250-U0BK8-00	2	50 X 0.25	0.8	0.9	9.4	142
	55074	5581-03C 00250-U0BK8-00	3	50 X 0.25	0.8	1.0	10.2	179
	55075	5581-04C 00250-U0BK8-00	4	50 X 0.25	0.8	1.1	11.3	222
	55076	5581-05C 00250-U0BK8-00	5	50 X 0.25	0.8	1.1	12.4	264
	55077	5581-06C 00250-U0BK8-00	6	50 X 0.25	0.8	1.2	13.7	313
	55078	5581-07C 00250-U0BK8-00	7	50 X 0.25	0.8	1.3	15.6	370
	55079	5581-08C 00250-U0BK8-00	8	50 X 0.25	0.8	1.4	17.1	444
	55080	5581-10C 00250-U0BK8-00	10	50 X 0.25	0.8	1.5	18.0	514
	55081	5581-12C 00250-U0BK8-00	12	50 X 0.25	0.8	1.5	18.6	589
	55082	5581-14C 00250-U0BK8-00	14	50 X 0.25	0.8	1.6	19.7	679
	55083	5581-16C 00250-U0BK8-00	16	50 X 0.25	0.8	1.7	21.0	772
	55084	5581-18C 00250-U0BK8-00	18	50 X 0.25	0.8	1.8	22.3	867
	55085	5581-24C 00250-U0BK8-00	24	50 X 0.25	0.8	2.0	26.4	1143
	55086	5581-27C 00250-U0BK8-00	27	50 X 0.25	0.8	2.1	27.2	1271
	55087	5581-30C 00250-U0BK8-00	30	50 X 0.25	0.8	2.1	28.1	1390
	55088	5581-36C 00250-U0BK8-00	36	50 X 0.25	0.8	2.3	30.7	1661
	55089	5581-48C 00250-U0BK8-00	48	50 X 0.25	0.8	2.4	35.2	2159
55090	5581-60C 00250-U0BK8-00	60	50 X 0.25	0.8	2.4	38.9	2629	

Packing : Wooden Drums of 500/1000 Metres.

H05VVC4V5-K CONNECTION AND CONTROL CABLE

HD 21.13S1

BS 6004



Application : These cables are recommended for all electrical installations in dry and humid locations. These cables are specially suitable for control purposes in machine tool manufacturing, conveyor and assembly lines subject to medium mechanical stresses for fixed or flexible installation.

Construction	Technical Data
<p>Conductor : Plain copper bunched as per class 5 of HD 383/IEC-60228.</p> <p>*Insulation : PVC type TI 2 as per BS-7655/ HD 21.1S2. Black cores with white numbers. Cables with three or more cores shall have one coloured green / yellow. The number of cores indicated in the tables includes the green / yellow cores.</p> <p>Assembly : The cores are twisted together, if necessary in several concentric layers. The assembly is covered with a polyester binder if necessary.</p> <p>Inner sheath : PVC type TM5 as per BS-7655/ HD21.1S2</p> <p>Screening : Braiding of plain copper wire with 85% coverage.</p> <p>Outer sheath : Grey coloured Oil resistant PVC Type TM5 as per BS-7655/ HD21.1S2, Flame retardant to IEC-60332-1.</p>	<p>Specification : HD 21.13 S1</p> <p>Temperature range Stationary : - 30°C to + 80°C Flexing : - 5°C to +70°C</p> <p>Working voltage : 300/500 Volts</p> <p>Minimum bending radius. : 15 X cable diameter.</p> <p>Conductor resistance : as per class-5 of HD 383/IEC 60228.</p> <p>Test voltage : 2000 V. for 5 Minutes.</p>

* Cable having only black cores with white number shall have "C" instead of "G" in the size denomination of printing text.

H05VVC4V5-K CONNECTION AND CONTROL CABLE

HD 21.13S1

BS 6004

SIZE sq.mm	Order No.	MESC Code	No. of Cores	Strands X diameter No. X mm	Insulation thickness mm	Sheath thickness mm	Approx O. D. mm	Approx Weight Kg/Km
0.5	59001	5981-02C 00050-U1GY8-00	2	16 X 0.2	0.6	0.9	6.8	117
	59002	5981-03C 00050-U1GY8-00	3	16 X 0.2	0.6	0.9	9.1	130
	59003	5981-04C 00050-U1GY8-00	4	16 X 0.2	0.6	0.9	9.7	143
	59004	5981-05C 00050-U1GY8-00	5	16 X 0.2	0.6	1.0	10.5	169
	59005	5981-06C 00050-U1GY8-00	6	16 X 0.2	0.6	1.1	11.2	185
	59006	5981-07C 00050-U1GY8-00	7	16 X 0.2	0.6	1.1	12.4	215
	59007	5981-08C 00050-U1GY8-00	8	16 X 0.2	0.6	1.2	12.5	230
	59008	5981-10C 00050-U1GY8-00	10	16 X 0.2	0.6	1.3	13.9	275
	59009	5981-12C 00050-U1GY8-00	12	16 X 0.2	0.6	1.3	14.7	321
	59010	5981-14C 00050-U1GY8-00	14	16 X 0.2	0.6	1.3	15.1	348
	59011	5981-16C 00050-U1GY8-00	16	16 X 0.2	0.6	1.3	15.9	383
	59012	5981-18C 00050-U1GY8-00	18	16 X 0.2	0.6	1.3	16.5	412
	59013	5981-24C 00050-U1GY8-00	24	16 X 0.2	0.6	1.6	19.3	535
	59014	5981-27C 00050-U1GY8-00	27	16 X 0.2	0.6	1.6	19.6	571
	59015	5981-30C 00050-U1GY8-00	30	16 X 0.2	0.6	1.6	20.3	619
	59016	5981-36C 00050-U1GY8-00	36	16 X 0.2	0.6	1.7	21.8	715
	59017	5981-48C 00050-U1GY8-00	48	16 X 0.2	0.6	1.9	25.0	933

SIZE sq.mm	Order No.	MESC Code	No. of Cores	Strands X diameter No. X mm	Insulation thickness mm	Sheath thickness mm	Approx O. D. mm	Approx Weight Kg/Km
0.75	59018	5981-02C 00075-U1GY8-00	2	24 X 0.2	0.6	0.9	9.2	131
	59019	5981-03C 00075-U1GY8-00	3	24 X 0.2	0.6	0.9	9.6	147
	59020	5981-04C 00075-U1GY8-00	4	24 X 0.2	0.6	1.0	10.4	169
	59021	5981-05C 00075-U1GY8-00	5	24 X 0.2	0.6	1.0	11.1	194
	59022	5981-06C 00075-U1GY8-00	6	24 X 0.2	0.6	1.1	12.0	219
	59023	5981-07C 00075-U1GY8-00	7	24 X 0.2	0.6	1.2	13.3	255
	59024	5981-08C 00075-U1GY8-00	8	24 X 0.2	0.6	1.2	13.3	271
	59025	5981-10C 00075-U1GY8-00	10	24 X 0.2	0.6	1.3	15.1	341
	59026	5981-12C 00075-U1GY8-00	12	24 X 0.2	0.6	1.3	15.5	374
	59027	5981-14C 00075-U1GY8-00	14	24 X 0.2	0.6	1.4	16.2	416
	59028	5981-16C 00075-U1GY8-00	16	24 X 0.2	0.6	1.4	17.1	460
	59029	5981-18C 00075-U1GY8-00	18	24 X 0.2	0.6	1.5	17.9	505
	59030	5981-24C 00075-U1GY8-00	24	24 X 0.2	0.6	1.7	20.8	647
	59031	5981-27C 00075-U1GY8-00	27	24 X 0.2	0.6	1.7	21.3	701
	59032	5981-30C 00075-U1GY8-00	30	24 X 0.2	0.6	1.7	21.9	753
	59033	5981-36C 00075-U1GY8-00	36	24 X 0.2	0.6	1.8	23.5	868
	59034	5981-48C 00075-U1GY8-00	48	24 X 0.2	0.6	2.1	27.3	1160

SIZE sq.mm	Order No.	MESC Code	No. of Cores	Strands X diameter No. X mm	Insulation thickness mm	Sheath thickness mm	Approx O. D. mm	Approx Weight Kg/Km
1.0	59035	5981-02C 00100-U1GY 8-00	2	32 X 0.2	0.6	0.9	9.6	144
	59036	5981-03C 00100-U1GY 8-00	3	32 X 0.2	0.6	1.0	10.2	167
	59037	5981-04C 00100-U1GY 8-00	4	32 X 0.2	0.6	1.0	10.8	188
	59038	5981-05C 00100-U1GY 8-00	5	32 X 0.2	0.6	1.1	11.8	223
	59039	5981-06C 00100-U1GY 8-00	6	32 X 0.2	0.6	1.1	12.5	246
	59040	5981-07C 00100-U1GY 8-00	7	32 X 0.2	0.6	1.2	14.1	293
	59041	5981-08C 00100-U1GY 8-00	8	32 X 0.2	0.6	1.2	14.0	308
	59042	5981-10C 00100-U1GY 8-00	10	32 X 0.2	0.6	1.3	15.9	387
	59043	5981-12C 00100-U1GY 8-00	12	32 X 0.2	0.6	1.4	16.5	432
	59044	5981-14C 00100-U1GY 8-00	14	32 X 0.2	0.6	1.4	17.1	476
	59045	5981-16C 00100-U1GY 8-00	16	32 X 0.2	0.6	1.5	18.0	528
	59046	5981-18C 00100-U1GY 8-00	18	32 X 0.2	0.6	1.5	18.8	576
	59047	5981-24C 00100-U1GY 8-00	24	32 X 0.2	0.6	1.7	21.9	747
	59048	5981-27C 00100-U1GY 8-00	27	32 X 0.2	0.6	1.7	22.4	805
	59049	5981-30C 00100-U1GY 8-00	30	32 X 0.2	0.6	1.8	23.2	875
	59050	5981-36C 00100-U1GY 8-00	36	32 X 0.2	0.6	1.9	24.9	1015
	59051	5981-48C 00100-U1GY 8-00	48	32 X 0.2	0.6	2.1	28.7	1340

H05VVC4V5-K CONNECTION AND CONTROL CABLE HD 21.13S1 BS 6004

SIZE sq.mm	Order No.	MESC Code	No. of Cores	Strands X diameter No. X mm	Insulation thickness mm	Sheath thickness mm	Approx O. D. mm	Approx. weight Kg/Km
1.5	59052	5981-02C00150-U1GY8-00	2	30 X 0.25	0.7	1.0	10.7	181
	59053	5981-03C00150-U1GY8-00	3	30 X 0.25	0.7	1.0	11.2	207
	59054	5981-04C00150-U1GY8-00	4	30 X 0.25	0.7	1.1	12.2	240
	59055	5981-05C00150-U1GY8-00	5	30 X 0.25	0.7	1.2	13.4	294
	59056	5981-06C00150-U1GY8-00	6	30 X 0.25	0.7	1.2	14.4	325
	59057	5981-07C00150-U1GY8-00	7	30 X 0.25	0.7	1.3	16.1	393
	59058	5981-08C00150-U1GY8-00	8	30 X 0.25	0.7	1.4	16.2	422
	59059	5981-10C00150-U1GY8-00	10	30 X 0.25	0.7	1.5	18.2	511
	59060	5981-12C00150-U1GY8-00	12	30 X 0.25	0.7	1.5	18.6	563
	59061	5981-14C00150-U1GY8-00	14	30 X 0.25	0.7	1.6	19.7	636
	59062	5981-16C00150-U1GY8-00	16	30 X 0.25	0.7	1.7	20.7	707
	59063	5981-18C00150-U1GY8-00	18	30 X 0.25	0.7	1.7	21.6	769
	59064	5981-24C00150-U1GY8-00	24	30 X 0.25	0.7	2.0	25.3	1006
	59065	5981-27C00150-U1GY8-00	27	30 X 0.25	0.7	2.0	25.9	1091
	59066	5981-30C00150-U1GY8-00	30	30 X 0.25	0.7	2.1	26.9	1198
	59067	5981-36C00150-U1GY8-00	36	30 X 0.25	0.7	2.2	29.3	1427
59068	5981-48C00150-U1GY8-00	48	30 X 0.25	0.7	2.4	33.4	1831	

SIZE sq.mm	Order No.	MESC Code	No. of Cores	Strands X diameter No. X mm	Insulation thickness mm	Sheath thickness mm	Approx O. D. mm	Approx. weight Kg/Km
2.5	59069	5981-02C00250-U1GY8-00	2	50 X 0.25	0.8	1.1	12.2	242
	59070	5981-03C00250-U1GY8-00	3	50 X 0.25	0.8	1.1	12.8	280
	59071	5981-04C00250-U1GY8-00	4	50 X 0.25	0.8	1.2	14.2	335
	59072	5981-05C00250-U1GY8-00	5	50 X 0.25	0.8	1.3	15.6	417
	59073	5981-06C00250-U1GY8-00	6	50 X 0.25	0.8	1.4	16.9	471
	59074	5981-07C00250-U1GY8-00	7	50 X 0.25	0.8	1.5	18.8	547
	59075	5981-08C00250-U1GY8-00	8	50 X 0.25	0.8	1.5	18.9	593
	59076	5981-10C00250-U1GY8-00	10	50 X 0.25	0.8	1.7	21.3	723
	59077	5981-12C00250-U1GY8-00	12	50 X 0.25	0.8	1.7	22.0	808
	59078	5981-14C00250-U1GY8-00	14	50 X 0.25	0.8	1.8	23.1	911
	59079	5981-16C00250-U1GY8-00	16	50 X 0.25	0.8	1.9	24.4	1018
	59080	5981-18C00250-U1GY8-00	18	50 X 0.25	0.8	2.0	25.7	1125
	59081	5981-24C00250-U1GY8-00	24	50 X 0.25	0.8	2.3	30.4	1509
	59082	5981-27C00250-U1GY8-00	27	50 X 0.25	0.8	2.3	31.0	1635
	59083	5981-30C00250-U1GY8-00	30	50 X 0.25	0.8	2.4	32.2	1785
	59084	5981-36C00250-U1GY8-00	36	50 X 0.25	0.8	2.4	34.5	2069

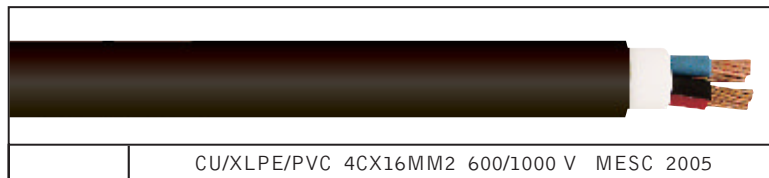
Packing : Wooden drums of 500/1000 Metres.

0.6/1 KV XLPE INSULATED CABLES

IEC - 60502-1

BS - 5467

Specification : IEC 60502-1, BS-5467



Application : Can be used indoors or outdoors in cable ducts, cable trays, conduits or underground in power and switching stations, local distribution systems, industrial plants and commercial buildings.

Construction

- | **Conductor** : Annealed plain copper conductor solid as per class 1 and stranded as per class 2 of IEC-60228.
- | **Insulation** : Solid extruded XLPE as per IEC-60502-1.
- | **Core colours** :
 - Single core : Black
 - 2 Core : Red & Black
 - 3 Core : Red, Yellow & Blue
 - 4 Core : Red, Yellow, Blue & Black
 - 5 Core & above : Black cores with Number printing.
- | **Inner covering** : Extruded PVC compatible with the operating temperature of the conductor. This inner covering is applicable to cables having conductors of 16mm² and above.
- | **Outer Sheath** : Extruded PVC Type ST-2 as per IEC-60502-1, passes flame retardance test as per IEC-60332-1. Also passes flame test as per IEC-60332-3 Cat C.

Technical Data

- | **Conductor resistance** : As per class 1 & 2 of IEC-60228.
- | **Working voltage** : 600 / 1000 Volts.
- | **Test Voltage** : 3.5 kV. RMS or 8.4 kV. DC for 5 minutes
- | **Temperature** : -25°C to +90°C
- | **Bending Radius** : Upto 25mm O.D.- 4X Cable ;
Above 25 mm O.D.-6X Cable ;
- | **Maximum short circuit temperature** : 250°C (5 Seconds Max.)
- | **For current ratings of these cables** : Refer to Technical Section of the catalogue.

0.6/1 KV XLPE INSULATED CABLES

IEC-60502-1

BS-5467

SINGLE CORE CABLES

Order No.	MESC CODE	Cores X Size No.XSq.mm	Strand X Diameter No.X mm	Insulation Thickness mm	Sheath Thickness mm	Approx. O. D mm.	Approx. Weight Kg/Km	Standard Length m
76001	7664-01C 00150-U0BK8-00	1X1.5	1X1.38	0.7	1.4	5.8	47	1000
76002	7614-01C 00150-U0BK8-00	1X1.5	7X0.53	0.7	1.4	6.0	50	1000
76003	7664-01C 00250-U0BK8-00	1X2.5	1X1.78	0.7	1.4	6.2	60	1000
76004	7614-01C 00250-U0BK8-00	1X2.5	7X0.67	0.7	1.4	6.4	62	1000
76005	7664-01C 00400-U0BK8-00	1X4	1X2.25	0.7	1.4	6.7	77	1000
76006	7614-01C 00400-U0BK8-00	1X4	7X0.85	0.7	1.4	7.0	81	1000
76007	7664-01C 00600-U0BK8-00	1X6	1X2.76	0.7	1.4	7.2	99	1000
76008	7614-01C 00600-U0BK8-00	1X6	7X1.04	0.7	1.4	7.5	104	1000
76009	7614-01C 01000-U0BK8-00	1X10	7X1.35	0.7	1.4	8.5	149	1000
76010	7614-01C 01600-U0BK8-00	1X16	7X1.7	0.7	1.4	9.5	212	1000
76011	7614-01C 02500-U0BK8-00	1X25	7X2.14	0.9	1.4	11.3	316	1000
76012	7614-01C 03500-U0BK8-00	1X35	7X2.52	0.9	1.4	12.4	416	1000
76013	7614-01C 05000-U0BK8-00	1X50	19X1.78	1.0	1.4	13.9	544	1000
76014	7614-01C 07000-U0BK8-00	1X70	19X2.14	1.1	1.4	16.0	758	1000
76015	7614-01C 09500-U0BK8-00	1X95	19X2.52	1.1	1.5	18.1	1025	1000
76016	7614-01C 12000-U0BK8-00	1X120	37X2.03	1.2	1.5	19.9	1271	500
76017	7614-01C 15000-U0BK8-00	1X150	37X2.25	1.4	1.6	22.1	1560	500
76018	7614-01C 18500-U0BK8-00	1X185	37X2.52	1.6	1.7	24.6	1948	500

2 CORE CABLES

Order No.	MESC CODE	Cores X Size No.XSq.mm	Strand X Diameter No.X mm	Insulation Thickness mm	Sheath Thickness mm	Approx. O. D mm.	Approx. Weight Kg/Km	Standard Length m
76019	7664-02C 00150-U0BK8-00	2X1.5	1X1.38	0.7	1.8	9.5	120	1000
76020	7614-02C 00150-U0BK8-00	2X1.5	7X0.53	0.7	1.8	10.0	130	1000
76021	7664-02C 00250-U0BK8-00	2X2.5	1X1.78	0.7	1.8	10.3	155	1000
76022	7614-02C 00250-U0BK8-00	2X2.5	7X0.67	0.7	1.8	10.8	165	1000
76023	7664-02C 00400-U0BK8-00	2X4	1X2.25	0.7	1.8	11.3	195	1000
76024	7614-02C 00400-U0BK8-00	2X4	7X0.85	0.7	1.8	11.9	210	1000
76025	7664-02C 00600-U0BK8-00	2X6	1X2.76	0.7	1.8	12.3	250	1000
76026	7614-02C 00600-U0BK8-00	2X6	7X1.04	0.7	1.8	13.0	270	1000
76027	7614-02C 01000-U0BK8-00	2X10	7X1.35	0.7	1.8	14.9	385	1000
76028	7614-02C 01600-U0BK8-00	2X16	7X1.7	0.7	1.8	19.2	660	1000
76029	7614-02C 02500-U0BK8-00	2X25	7X2.14	0.9	1.8	22.6	950	1000
76030	7614-02C 03500-U0BK8-00	2X35	7X2.52	0.9	1.8	24.9	1225	1000
76031	7614-02C 05000-U0BK8-00	2X50	19X1.78	1.0	1.8	28.0	1580	500
76032	7614-02C 07000-U0BK8-00	2X70	19X2.14	1.1	1.8	32.0	2160	500

0.6/1 KV XLPE INSULATED CABLES IEC-60502-1 BS-5467

3 CORE CABLES

Order No.	MESC CODE	Cores X Size No.XSq.mm	Strand X Diameter No.X mm	Insulation Thickness mm	Sheath Thickness mm	Approx. O. D mm.	Approx. Weight Kg/Km	Standard Length m
76033	7664-03C00150-U0BK8-00	3X1.5	1X1.38	0.7	1.8	10.0	140	1000
76034	7614-03C00150-U0BK8-00	3X1.5	7X0.53	0.7	1.8	10.5	150	1000
76035	7664-03C00250-U0BK8-00	3X2.5	1X1.78	0.7	1.8	10.9	180	1000
76036	7614-03C00250-U0BK8-00	3X2.5	7X0.67	0.7	1.8	11.4	190	1000
76037	7664-03C00400-U0BK8-00	3X4	1X2.25	0.7	1.8	11.9	240	1000
76038	7614-03C00400-U0BK8-00	3X4	7X0.85	0.7	1.8	12.5	250	1000
76039	7664-03C00600-U0BK8-00	3X6	1X2.76	0.7	1.8	13.0	310	1000
76040	7614-03C00600-U0BK8-00	3X6	7X1.04	0.7	1.8	13.8	330	1000
76041	7614-03C01000-U0BK8-00	3X10	7X1.35	0.7	1.8	15.8	480	1000
76042	7614-03C01600-U0BK8-00	3X16	7X1.7	0.7	1.8	20.2	805	1000
76043	7614-03C02500-U0BK8-00	3X25	7X2.14	0.9	1.8	24.0	1195	1000
76044	7614-03C03500-U0BK8-00	3X35	7X2.52	0.9	1.8	26.4	1540	500
76045	7614-03C05000-U0BK8-00	3X50	19X1.78	1.0	1.8	29.7	2000	500
76046	7614-03C07000-U0BK8-00	3X70	19X2.14	1.1	1.9	34.3	2775	500

4 CORE CABLES WITH REDUCED NEUTRAL (3&1/2 Cores)

Order No.	MESC CODE	Cores X Size No.XSq.mm	Strand X Diameter No.X mm	Insulation Thickness mm	Sheath Thickness mm	Approx. O. D mm.	Approx. Weight Kg/Km	Standard Length m
76047	7614-3/501000-U0BK8-00	3x10/6	7x1.35 7x1.04	0.7 0.7	1.8	18.5	650	1000
76048	7614-3/501600-U0BK8-00	3x16/10	7x1.7 7x1.35	0.7 0.7	1.8	21.0	920	1000
76049	7614-3/502500-U0BK8-00	3x25/16	7x2.14 7x1.7	0.9 0.7	1.8	24.8	1355	500
76050	7614-3/503500-U0BK8-00	3x35/16	7x2.52 7x1.7	0.9 0.7	1.8	26.8	1685	500
76051	7614-3/505000-U0BK8-00	3x50/25	19x1.78 7x2.14	1.0 0.9	1.8	30.6	2250	500
76052	7614-3/507000-U0BK8-00	3x70/35	19x2.14 7x2.52	1.1 0.9	1.9	35.6	3145	500

4 CORE CABLES

Order No.	MESC CODE	Cores X Size No.XSq.mm	Strand X Diameter No.X mm	Insulation Thickness mm	Sheath Thickness mm	Approx. O. D mm.	Approx. Weight Kg/Km	Standard Length m
76053	7664-04C00150-U0BK8-00	4X1.5	1X1.38	0.7	1.8	10.7	165	1000
76054	7614-04C00150-U0BK8-00	4X1.5	7X0.53	0.7	1.8	11.2	175	1000
76055	7664-04C00250-U0BK8-00	4X2.5	1X1.78	0.7	1.8	11.7	220	1000
76056	7614-04C00250-U0BK8-00	4X2.5	7X0.67	0.7	1.8	12.2	225	1000
76057	7664-04C00400-U0BK8-00	4X4	1X2.25	0.7	1.8	12.8	290	1000
76058	7614-04C00400-U0BK8-00	4X4	7X0.85	0.7	1.8	13.5	305	1000
76059	7664-04C00600-U0BK8-00	4X6	1X2.76	0.7	1.8	14.1	385	1000
76060	7614-04C00600-U0BK8-00	4X6	7X1.04	0.7	1.8	14.9	405	1000
76061	7614-04C01000-U0BK8-00	4X10	7X1.35	0.7	1.8	17.2	600	1000
76062	7614-04C01600-U0BK8-00	4X16	7X1.7	0.7	1.8	21.9	990	1000
76063	7614-04C02500-U0BK8-00	4X25	7X2.14	0.9	1.8	26.0	1465	500
76064	7614-04C03500-U0BK8-00	4X35	7X2.52	0.9	1.8	28.8	1915	500
76065	7614-04C05000-U0BK8-00	4X50	19X1.78	1.0	1.9	32.7	2510	500
76066	7614-04C07000-U0BK8-00	4X70	19X2.14	1.1	2.0	37.7	3490	500

0.6/1 KV XLPE INSULATED CABLES

IEC-60502-1 BS-5467

MULTI CORE CABLES

Order No.	MESC CODE	Cores X Size No.XSq.mm	Strand X Diameter No.X mm	Insulation Thickness mm	Sheath Thickness mm	Approx. O. D mm.	Approx. Weight Kg/Km	Standard Length m
76067	7664-05C00150-U0BK8-00	5 X1.5	1X1.38	0.7	1.8	11.8	195	1000
76068	7614-05C00150-U0BK8-00	5 X1.5	7X0.53	0.7	1.8	12.3	210	1000
76069	7664-05C00250-U0BK8-00	5 X2.5	1X1.78	0.7	1.8	12.9	260	1000
76070	7614-05C00250-U0BK8-00	5 X2.5	7X0.67	0.7	1.8	13.5	270	1000
76071	7664-05C00400-U0BK8-00	5 X4	1X2.25	0.7	1.8	14.1	345	1000
76072	7614-05C00400-U0BK8-00	5 X4	7X0.85	0.7	1.8	14.9	365	1000
76073	7664-06C00150-U0BK8-00	6 X1.5	1X1.38	0.7	1.8	12.6	225	1000
76074	7614-06C00150-U0BK8-00	6 X1.5	7X0.53	0.7	1.8	13.3	245	1000
76075	7664-06C00250-U0BK8-00	6 X2.5	1X1.78	0.7	1.8	13.8	300	1000
76076	7614-06C00250-U0BK8-00	6 X2.5	7X0.67	0.7	1.8	14.5	320	1000
76077	7664-06C00400-U0BK8-00	6 X4	1X2.25	0.7	1.8	15.3	410	1000
76078	7614-06C00400-U0BK8-00	6 X4	7X0.85	0.7	1.8	16.2	435	1000
76079	7664-07C00150-U0BK8-00	7 X1.5	1X1.38	0.7	1.8	12.6	235	1000
76080	7614-07C00150-U0BK8-00	7 X1.5	7X0.53	0.7	1.8	13.3	255	1000
76081	7664-07C00250-U0BK8-00	7 X2.5	1X1.78	0.7	1.8	13.8	315	1000
76082	7614-07C00250-U0BK8-00	7 X2.5	7X0.67	0.7	1.8	14.5	330	1000
76083	7664-07C00400-U0BK8-00	7 X4	1X2.25	0.7	1.8	15.3	435	1000
76084	7614-07C00400-U0BK8-00	7 X4	7X0.85	0.7	1.8	16.2	460	1000
76085	7664-08C00150-U0BK8-00	8 X1.5	1X1.38	0.7	1.8	13.9	265	1000
76086	7614-08C00150-U0BK8-00	8 X1.5	7X0.53	0.7	1.8	14.7	295	1000
76087	7664-08C00250-U0BK8-00	8 X2.5	1X1.78	0.7	1.8	15.3	360	1000
76088	7614-08C00250-U0BK8-00	8 X2.5	7X0.67	0.7	1.8	16.1	390	1000
76089	7664-08C00400-U0BK8-00	8 X4	1X2.25	0.7	1.8	16.9	495	1000
76090	7614-08C00400-U0BK8-00	8 X4	7X0.85	0.7	1.8	18.0	535	1000
76091	7664-09C00150-U0BK8-00	9 X1.5	1X1.38	0.7	1.8	14.9	295	1000
76092	7614-09C00150-U0BK8-00	9 X1.5	7X0.53	0.7	1.8	15.7	330	1000
76093	7664-09C00250-U0BK8-00	9 X2.5	1X1.78	0.7	1.8	16.5	405	1000
76094	7614-09C00250-U0BK8-00	9 X2.5	7X0.67	0.7	1.8	17.3	450	1000
76095	7664-09C00400-U0BK8-00	9 X4	1X2.25	0.7	1.8	18.3	555	1000
76096	7614-09C00400-U0BK8-00	9 X4	7X0.85	0.7	1.8	19.5	610	1000
76097	7664-10C00150-U0BK8-00	10 X1.5	1X1.38	0.7	1.8	15.5	320	1000
76098	7614-10C00150-U0BK8-00	10 X1.5	7X0.53	0.7	1.8	16.4	345	1000
76099	7664-10C00250-U0BK8-00	10 X2.5	1X1.78	0.7	1.8	17.1	435	1000
76100	7614-10C00250-U0BK8-00	10 X2.5	7X0.67	0.7	1.8	18.0	455	1000
76101	7664-10C00400-U0BK8-00	10 X4	1X2.25	0.7	1.8	19.0	600	1000
76102	7614-10C00400-U0BK8-00	10 X4	7X0.85	0.7	1.8	20.2	630	1000
76103	7664-12C00150-U0BK8-00	12 X1.5	1X1.38	0.7	1.8	16.0	365	1000
76104	7614-12C00150-U0BK8-00	12 X1.5	7X0.53	0.7	1.8	16.9	390	1000
76105	7664-12C00250-U0BK8-00	12 X2.5	1X1.78	0.7	1.8	17.6	495	1000
76106	7614-12C00250-U0BK8-00	12 X2.5	7X0.67	0.7	1.8	18.6	520	1000
76107	7664-12C00400-U0BK8-00	12 X4	1X2.25	0.7	1.8	19.6	695	1000
76108	7614-12C00400-U0BK8-00	12 X4	7X0.85	0.7	1.8	20.8	725	1000

0.6/1 KV XLPE INSULATED CABLES

IEC-60502-1

BS-5467

MULTI CORE CABLES

Order No.	MESC CODE	Cores X Size No.XSq.mm	Strand X Diameter No.X mm	Insulation Thickness mm	Sheath Thickness mm	Approx. O. D mm.	Approx. Weight Kg/Km	Standard Length m
76109	7664-15C00150-U0BK8-00	15X1.5	1X1.38	0.7	1.8	17.5	435	1000
76110	7614-15C00150-U0BK8-00	15 X1.5	7X0.53	0.7	1.8	18.5	465	1000
76111	7664-15C00250-U0BK8-00	15 X2.5	1X1.78	0.7	1.8	19.4	600	1000
76112	7614-15C00250-U0BK8-00	15 X2.5	7X0.67	0.7	1.8	20.5	630	1000
76113	7664-15C00400-U0BK8-00	15 X4	1X2.25	0.7	1.8	21.6	840	1000
76114	7614-15C00400-U0BK8-00	15 X4	7X0.85	0.7	1.8	23.0	885	1000
76115	7664-16C00150-U0BK8-00	16 X1.5	1X1.38	0.7	1.8	17.5	455	1000
76116	7614-16C00150-U0BK8-00	16 X1.5	7X0.53	0.7	1.8	18.5	490	1000
76117	7664-16C00250-U0BK8-00	16 X2.5	1X1.78	0.7	1.8	19.4	635	1000
76118	7614-16C00250-U0BK8-00	16 X2.5	7X0.67	0.7	1.8	20.5	665	1000
76119	7664-16C00400-U0BK8-00	16 X4	1X2.25	0.7	1.8	21.6	890	1000
76120	7614-16C00400-U0BK8-00	16 X4	7X0.85	0.7	1.8	23.0	935	1000
76121	7664-19C00150-U0BK8-00	19 X1.5	1X1.38	0.7	1.8	18.4	515	1000
76122	7614-19C00150-U0BK8-00	19 X1.5	7X0.53	0.7	1.8	19.5	555	1000
76123	7664-19C00250-U0BK8-00	19 X2.5	1X1.78	0.7	1.8	20.4	725	1000
76124	7614-19C00250-U0BK8-00	19 X2.5	7X0.67	0.7	1.8	21.6	760	1000
76125	7664-19C00400-U0BK8-00	19 X4	1X2.25	0.7	1.8	22.8	1025	1000
76126	7614-19C00400-U0BK8-00	19 X4	7X0.85	0.7	1.8	24.3	1075	1000
76127	7664-20C00150-U0BK8-00	20X1.5	1X1.38	0.7	1.8	19.4	545	1000
76128	7614-20C00150-U0BK8-00	20 X1.5	7X0.53	0.7	1.8	20.5	585	1000
76129	7664-20C00250-U0BK8-00	20 X2.5	1X1.78	0.7	1.8	21.5	760	1000
76130	7614-20C00250-U0BK8-00	20 X2.5	7X0.67	0.7	1.8	22.7	800	1000
76131	7664-20C00400-U0BK8-00	20 X4	1X2.25	0.7	1.8	24.0	1075	1000
76132	7614-20C00400-U0BK8-00	20 X4	7X0.85	0.7	1.8	25.6	1135	1000
76133	7664-24C00150-U0BK8-00	24 X1.5	1X1.38	0.7	1.8	21.3	635	1000
76134	7614-24C00150-U0BK8-00	24 X1.5	7X0.53	0.7	1.8	22.5	680	1000
76135	7664-24C00250-U0BK8-00	24 X2.5	1X1.78	0.7	1.8	23.7	895	1000
76136	7614-24C00250-U0BK8-00	24 X2.5	7X0.67	0.7	1.8	25.1	935	1000
76137	7664-24C00400-U0BK8-00	24 X4	1X2.25	0.7	1.8	26.5	1270	500
76138	7614-24C00400-U0BK8-00	24 X4	7X0.85	0.7	1.8	28.3	1335	500

0.6/1 KV XLPE INSULATED CABLES

IEC-60502-1

BS-5467

MULTI CORE CABLES

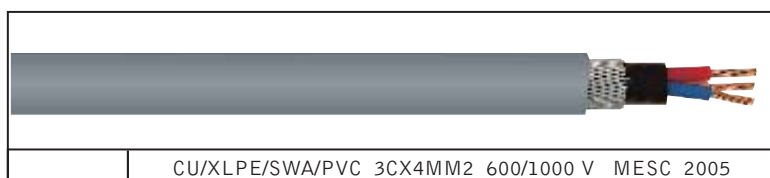
Order No.	MESC CODE	Cores X Size No.XSq.mm	Strand X Diameter No.X mm	Insulation Thickness mm	Sheath Thickness mm	Approx. O. D mm.	Approx. Weight Kg/Km	Standard Length m
76139	7664-25C00150-U0BK8-00	25 X1.5	1X1.38	0.7	1.8	21.3	655	1000
76140	7614-25C00150-U0BK8-00	25 X1.5	7X0.53	0.7	1.8	22.5	700	1000
76141	7664-25C00250-U0BK8-00	25 X2.5	1X1.78	0.7	1.8	23.7	925	1000
76142	7614-25C00250-U0BK8-00	25 X2.5	7X0.67	0.7	1.8	25.1	970	1000
76143	7664-25C00400-U0BK8-00	25 X4	1X2.25	0.7	1.8	26.5	1315	500
76144	7614-25C00400-U0BK8-00	25 X4	7X0.85	0.7	1.8	28.3	1380	500
76145	7664-27C00150-U0BK8-00	27 X1.5	1X1.38	0.7	1.8	21.7	690	1000
76146	7614-27C00150-U0BK8-00	27 X1.5	7X0.53	0.7	1.8	23.0	745	1000
76147	7664-27C00250-U0BK8-00	27 X2.5	1X1.78	0.7	1.8	24.2	985	1000
76148	7614-27C00250-U0BK8-00	27 X2.5	7X0.67	0.7	1.8	25.6	1025	1000
76149	7664-27C00400-U0BK8-00	27 X4	1X2.25	0.7	1.8	27.1	1405	500
76150	7614-27C00400-U0BK8-00	27 X4	7X0.85	0.7	1.8	28.9	1470	500
76151	7664-30C00150-U0BK8-00	30 X1.5	1X1.38	0.7	1.8	22.5	760	1000
76152	7614-30C00150-U0BK8-00	30 X1.5	7X0.53	0.7	1.8	23.8	810	1000
76153	7664-30C00250-U0BK8-00	30 X2.5	1X1.78	0.7	1.8	25.0	1075	1000
76154	7614-30C00250-U0BK8-00	30 X2.5	7X0.67	0.7	1.8	26.5	1125	500
76155	7664-30C00400-U0BK8-00	30 X4	1X2.25	0.7	1.8	28.0	1540	500
76156	7614-30C00400-U0BK8-00	30 X4	7X0.85	0.7	1.8	30.0	1615	500
76157	7664-37C00150-U0BK8-00	37 X1.5	1X1.38	0.7	1.8	24.2	905	1000
76158	7614-37C00150-U0BK8-00	37 X1.5	7X0.53	0.7	1.8	25.6	965	1000
76159	7664-37C00250-U0BK8-00	37 X2.5	1X1.78	0.7	1.8	27.0	1295	500
76160	7614-37C00250-U0BK8-00	37 X2.5	7X0.67	0.7	1.8	28.6	1350	500
76161	7664-37C00400-U0BK8-00	37 X4	1X2.25	0.7	1.9	30.5	1875	500
76162	7614-37C00400-U0BK8-00	37 X4	7X0.85	0.7	1.9	32.6	1965	500
76163	7664-48C00150-U0BK8-00	48 X1.5	1X1.38	0.7	1.9	27.7	1145	500
76164	7614-48C00150-U0BK8-00	48 X1.5	7X0.53	0.7	1.9	29.4	1225	500
76165	7664-48C00250-U0BK8-00	48 X2.5	1X1.78	0.7	1.9	31.0	1650	500
76166	7614-48C00250-U0BK8-00	48 X2.5	7X0.67	0.7	1.9	32.8	1715	500
76167	7664-48C00400-U0BK8-00	48 X4	1X2.25	0.7	2.1	35.2	2410	500
76168	7614-48C00400-U0BK8-00	48 X4	7X0.85	0.7	2.1	37.6	2520	500
76169	7664-61C00150-U0BK8-00	61 X1.5	1X1.38	0.7	1.9	30.1	1405	500
76170	7614-61C00150-U0BK8-00	61 X1.5	7X0.53	0.7	1.9	32.0	1505	500
76171	7664-61C00250-U0BK8-00	61 X2.5	1X1.78	0.7	2.0	33.9	2055	500
76172	7614-61C00250-U0BK8-00	61 X2.5	7X0.67	0.7	2.0	36.0	2130	500
76173	7664-61C00400-U0BK8-00	61 X4	1X2.25	0.7	2.2	38.6	3015	500
76174	7614-61C00400-U0BK8-00	61 X4	7X0.85	0.7	2.2	41.3	3135	500

0.6/1 KV XLPE INSULATED WIRE ARMoured CABLES

IEC - 60502

BS - 5467

Specification : IEC 60502, BS - 5467



Application : Can be used indoors or outdoors in cable ducts, cable trays, conduits or underground locations under mechanical stresses in power and switching stations, local distribution systems, industrial plants and commercial buildings.

Construction

- | **Conductor** : Annealed plain copper conductor solid as per class 1 and stranded as per class 2 of IEC-60228.
- | **Insulation** : Solid extruded XLPE as per IEC- 60502-1.
- | **Core colours** : 2 Core : Red & Black.
3 Core : Red, Yellow & Blue.
4 Core : Red, Yellow, Blue & Black.
5 Core & above : Black cores with Number printing.
- | **Inner covering** : Extruded PVC compatible with the operating temperature of the conductor.
- | **Steel Wire Armour** : Galvanized Steel wire as per IEC- 60502-1.
- | **Outer Sheath** : Extruded PVC Type ST-2 as per IEC-60502-1, passes flame retardance test as per IEC-60332-1. Also passes flame test as per IEC-60332-3 Cat C.

Technical Data

- | **Conductor resistance** : As per class 1 & 2 of IEC- 60228.
- | **Working voltage** : 600 / 1000 Volts.
- | **Test Voltage** : 3.5 kV. RMS or 8.4 kV. DC for 5 minutes
- | **Temperature** : -25 °C to +90 °C.
- | **Bending Radius** : 6 X Cable Ø.
- | **Maximum short circuit temperature** : 250 °C (5 Seconds Max.).
- | **For current ratings of these cables** : Refer to Technical Section of the catalogue.

0.6/1 KV XLPE INSULATED WIRE ARMoured CABLES IEC - 60502-1 BS - 5467

2 CORE CABLES

Order No.	MESC Code	Cores X Size No.XSq.mm	Strandx Dia No.Xmm	Insulation Thickness mm	Inn. Sh. O. D. mm	Armor Wire Dia. mm	Dia.Over Armor mm	Sheath Thickness mm	Approx. O. D. mm	Approx. Weight Kg/Km	Standard Length m
76175	7664-02C 00150-W0BK8-00	2X1.5	1X1.38	0.7	8.0	0.9	9.8	1.8	13.5	350	1000
76176	7614-02C 00150-W0BK8-00	2X 1.5	7X0.53	0.7	8.4	0.9	10.2	1.8	14.0	370	1000
76177	7664-02C 00250-W0BK8-00	2X 2.5	1X1.78	0.7	8.8	0.9	10.6	1.8	14.3	405	1000
76178	7614-02C 00250-W0BK8-00	2X 2.5	7X0.67	0.7	9.2	0.9	11.0	1.8	14.8	420	1000
76179	7664-02C 00400-W0BK8-00	2X 4	1X2.25	0.7	9.7	0.9	11.5	1.8	15.3	470	1000
76180	7614-02C 00400-W0BK8-00	2X 4	7X0.85	0.7	10.3	0.9	12.1	1.8	15.9	500	1000
76181	7664-02C 00600-W0BK8-00	2X 6	1X2.76	0.7	10.7	0.9	12.5	1.8	16.3	550	1000
76182	7614-02C 00600-W0BK8-00	2X 6	7X1.04	0.7	11.4	0.9	13.2	1.8	17.0	585	1000
76183	7614-02C 01000-W0BK8-00	2X 10	7X1.35	0.7	13.3	1.25	15.8	1.8	19.6	850	1000
76184	7614-02C 01600-W0BK8-00	2X 16	7X1.70	0.7	15.4	1.25	17.9	1.8	21.7	1075	1000
76185	7614-02C 02500-W0BK8-00	2X 25	7X2.14	0.9	18.8	1.6	22.0	1.8	25.8	1615	500
76186	7614-02C 03500-W0BK8-00	2X 35	7X2.52	0.9	21.1	1.6	24.3	1.8	28.1	1955	500
76187	7614-02C 05000-W0BK8-00	2X 50	19X1.78	1.0	24.2	1.6	27.4	1.8	31.2	2395	500
76188	7614-02C 07000-W0BK8-00	2X 70	19X2.14	1.1	28.2	1.6	31.4	2.0	35.6	3150	500

3 CORE CABLES

Order No.	MESC Code	Cores X Size No.XSq.mm	Strandx Dia No.Xmm	Insulation Thickness mm	Inn. Sh. O. D. mm	Armor Wire Dia. mm	Dia.Over Armor mm	Sheath Thickness mm	Approx. O. D. mm	Approx. Weight Kg/Km	Standard Length m
76189	7664-03C 00150-W0BK8-00	3X1.5	1X1.38	0.7	8.4	0.9	10.2	1.8	14.0	375	1000
76190	7614-03C 00150-W0BK8-00	3X 1.5	7X0.53	0.7	8.9	0.9	10.7	1.8	14.5	400	1000
76191	7664-03C 00250-W0BK8-00	3X 2.5	1X1.78	0.7	9.3	0.9	11.1	1.8	14.9	440	1000
76192	7614-03C 00250-W0BK8-00	3X 2.5	7X0.67	0.7	9.8	0.9	11.6	1.8	15.4	465	1000
76193	7664-03C 00400-W0BK8-00	3X 4	1X2.25	0.7	10.3	0.9	12.1	1.8	15.9	525	1000
76194	7614-03C 00400-W0BK8-00	3X 4	7X0.85	0.7	11.0	0.9	12.8	1.8	16.5	555	1000
76195	7664-03C 00600-W0BK8-00	3X 6	1X2.76	0.7	11.4	0.9	13.2	1.8	17.0	625	1000
76196	7614-03C 00600-W0BK8-00	3X 6	7X1.04	0.7	12.2	0.9	14.0	1.8	17.8	660	1000
76197	7614-03C 01000-W0BK8-00	3X 10	7X1.35	0.7	14.2	1.25	16.7	1.8	20.5	970	1000
76198	7614-03C 01600-W0BK8-00	3X 16	7X1.7	0.7	16.5	1.25	19.0	1.8	22.7	1260	1000
76199	7614-03C 02500-W0BK8-00	3X 25	7X2.14	0.9	20.2	1.6	23.4	1.8	27.2	1890	500
76200	7614-03C 03500-W0BK8-00	3X 35	7X2.52	0.9	22.6	1.6	25.8	1.8	29.6	2325	500
76201	7614-03C 05000-W0BK8-00	3X 50	19X1.78	1.0	26.0	1.6	29.2	1.9	33.2	2910	500
76202	7614-03C 07000-W0BK8-00	3X 70	19X2.14	1.1	30.7	2.0	34.7	2.0	38.9	4130	500

4 CORE CABLES WITH REDUCED NEUTRAL (3 & 1/2 Core)

Order No.	MESC Code	Cores X Size No.XSq.mm	Strandx Dia No.Xmm	Insulation Thickness mm	Inn. Sh. O. D. mm	Armor Wire Dia. mm	Dia.Over Armor mm	Sheath Thickness mm	Approx. O. D. mm	Approx. Weight Kg/Km	Standard Length m
76203	7614-3/501000-W0BK8-00	3X10/6	7X1.35 7X1.04	0.7 0.7	14.8	1.25	17.3	1.8	21.1	1055	1000
76204	7614-3/501600-W0BK8-00	3X16/10	7X1.7 7X1.35	0.7 0.7	17.3	1.25	19.8	1.8	23.6	1380	1000
76205	7614-3/502500-W0BK8-00	3X25/16	7X2.14 7X1.7	0.9 0.7	21.1	1.6	24.3	1.8	28.1	2075	500
76206	7614-3/503500-W0BK8-00	3X35/16	7X2.52 7X1.7	0.9 0.7	23.1	1.6	26.3	1.8	30.1	2470	500
76207	7614-3/505000-W0BK8-00	3X50/25	19X1.78 7X2.14	1.0 0.9	27.0	1.6	30.2	1.9	34.2	3180	500
76208	7614-3/507000-W0BK8-00	3X70/35	19X2.14 7X2.52	1.1 0.9	31.7	2.0	35.7	2.1	40.1	4530	500

0.6/1 KV XLPE INSULATED WIRE ARMoured CABLES

IEC - 60502-1 BS - 5467

4 CORE CABLES

Order No.	MESC Code	Cores X Size No.XSq.mm	Strandx Dia No.Xmm	Insulation Thickness mm	Inn. Sh. O. D. mm	Armor Wire Dia. mm	Dia.Over Armor mm	Sheath Thickness mm	Approx. O. D. mm	Approx. Weight Kg/Km	Standard Length m
76209	7664-04C00150-W0BK8-00	4X1.5	1X1.38	0.7	9.1	0.9	10.9	1.8	14.7	420	1000
76210	7614-04C00150-W0BK8-00	4X 1.5	7X0.53	0.7	9.7	0.9	11.5	1.8	15.2	440	1000
76211	7664-04C00250-W0BK8-00	4X2.5	1X1.78	0.7	10.1	0.9	11.9	1.8	15.7	495	1000
76212	7614-04C00250-W0BK8-00	4X 2.5	7X0.67	0.7	10.7	0.9	12.5	1.8	16.5	520	1000
76213	7664-04C00400-W0BK8-00	4X 4	1X2.25	0.7	11.2	0.9	13.0	1.8	16.8	595	1000
76214	7614-04C00400-W0BK8-00	4X 4	7X0.85	0.7	12.0	0.9	13.8	1.8	17.5	625	1000
76215	7664-04C00600-W0BK8-00	4X 6	1X2.76	0.7	12.5	0.9	14.3	1.8	18.1	715	1000
76216	7614-04C00600-W0BK8-00	4X 6	7X1.04	0.7	13.3	1.25	15.8	1.8	19.6	815	1000
76217	7614-04C01000-W0BK8-00	4X 10	7X1.35	0.7	15.6	1.25	18.1	1.8	21.9	1220	1000
76218	7614-04C01600-W0BK8-00	4X 16	7X1.7	0.7	18.1	1.6	21.3	1.8	25.1	1610	1000
76219	7614-04C02500-W0BK8-00	4X 25	7X2.14	0.9	22.3	1.6	25.5	1.8	29.2	2220	500
76220	7614-04C03500-W0BK8-00	4X 35	7X2.52	0.9	25.0	1.6	28.2	1.9	32.2	2770	500
76221	7614-04C05000-W0BK8-00	4X 50	19X1.78	1.0	28.7	2.0	32.7	2.0	36.9	3730	500
76222	7614-04C07000-W0BK8-00	4X 70	19X2.14	1.1	33.9	2.0	37.9	2.1	42.3	4970	500

MULTI CORE CABLES

Order No.	MESC Code	Cores X Size No.XSq.mm	Strandx Dia No.Xmm	Insulation Thickness mm	Inn. Sh. O. D. mm	Armor Wire Dia. mm	Dia.Over Armor mm	Sheath Thickness mm	Approx. O. D. mm	Approx. Weight Kg/Km	Standard Length m
76223	7664-05C00150-W0BK8-00	5 X1.5	1X1.38	0.7	10.0	0.9	11.8	1.8	15.6	465	1000
76224	7614-05C00150-W0BK8-00	5 X1.5	7X0.53	0.7	10.5	0.9	12.3	1.8	16.1	485	1000
76225	7664-05C00250-W0BK8-00	5 X2.5	1X1.78	0.7	11.1	0.9	12.9	1.8	16.6	545	1000
76226	7614-05C00250-W0BK8-00	5 X2.5	7X0.67	0.7	11.7	0.9	13.5	1.8	17.3	575	1000
76227	7664-05C00400-W0BK8-00	5 X4	1X2.25	0.7	12.3	0.9	14.1	1.8	17.9	665	1000
76228	7614-05C00400-W0BK8-00	5 X4	7X0.85	0.7	13.1	0.9	14.9	1.8	18.7	810	1000
76229	7664-06C00150-W0BK8-00	6 X1.5	1X1.38	0.7	11.0	0.9	12.8	1.8	16.6	515	1000
76230	7614-06C00150-W0BK8-00	6 X1.5	7X0.53	0.7	11.7	0.9	13.5	1.8	17.3	550	1000
76231	7664-06C00250-W0BK8-00	6 X2.5	1X1.78	0.7	12.2	0.9	14.0	1.8	17.8	620	1000
76232	7614-06C00250-W0BK8-00	6 X2.5	7X0.67	0.7	12.9	0.9	14.7	1.8	18.5	650	1000
76233	7664-06C00400-W0BK8-00	6 X4	1X2.25	0.7	13.7	1.25	16.2	1.8	19.9	865	1000
76234	7614-06C00400-W0BK8-00	6 X4	7X0.85	0.7	14.6	1.25	17.1	1.8	20.8	910	1000
76235	7664-07C00150-W0BK8-00	7 X1.5	1X1.38	0.7	11.0	0.9	12.8	1.8	16.6	535	1000
76236	7614-07C00150-W0BK8-00	7 X1.5	7X0.53	0.7	11.7	0.9	13.5	1.8	17.3	570	1000
76237	7664-07C00250-W0BK8-00	7 X2.5	1X1.78	0.7	12.2	1.25	14.7	1.8	18.5	750	1000
76238	7614-07C00250-W0BK8-00	7 X2.5	7X0.67	0.7	12.9	1.25	15.4	1.8	19.2	780	1000
76239	7664-07C00400-W0BK8-00	7 X4	1X2.25	0.7	13.7	1.25	16.2	1.8	19.9	905	1000
76240	7614-07C00400-W0BK8-00	7 X4	7X0.85	0.7	14.6	1.25	17.1	1.8	20.8	955	1000
76241	7664-08C00150-W0BK8-00	8 X1.5	1X1.38	0.7	12.3	0.9	14.1	1.8	17.9	595	1000
76242	7614-08C00150-W0BK8-00	8 X1.5	7X0.53	0.7	13.1	0.9	14.9	1.8	18.6	640	1000
76243	7664-08C00250-W0BK8-00	8 X2.5	1X1.78	0.7	13.7	1.25	16.6	1.8	20.0	825	1000
76244	7614-08C00250-W0BK8-00	8 X2.5	7X0.67	0.7	14.5	1.25	17.0	1.8	20.8	885	1000
76245	7664-08C00400-W0BK8-00	8 X4	1X2.25	0.7	15.3	1.25	17.8	1.8	21.6	1020	1000
76246	7614-08C00400-W0BK8-00	8 X4	7X0.85	0.7	16.4	1.25	18.9	1.8	22.7	1090	1000
76247	7664-09C00150-W0BK8-00	9 X1.5	1X1.38	0.7	13.3	0.9	15.1	1.8	18.9	650	1000
76248	7614-09C00150-W0BK8-00	9 X1.5	7X0.53	0.7	14.1	0.9	15.9	1.8	19.7	705	1000
76249	7664-09C00250-W0BK8-00	9 X2.5	1X1.78	0.7	14.9	1.25	17.4	1.8	21.1	910	1000
76250	7614-09C00250-W0BK8-00	9 X2.5	7X0.67	0.7	15.7	1.25	18.2	1.8	22.0	975	1000
76251	7664-09C00400-W0BK8-00	9 X4	1X2.25	0.7	16.7	1.25	19.2	1.8	22.9	1115	1000
76252	7614-09C00400-W0BK8-00	9 X4	7X0.85	0.7	17.8	1.25	20.3	1.8	24.1	1210	1000
76253	7664-10C00150-W0BK8-00	10 X1.5	1X1.38	0.7	13.9	0.9	15.7	1.8	19.5	685	1000
76254	7614-10C00150-W0BK8-00	10 X1.5	7X0.53	0.7	14.8	0.9	16.6	1.8	20.3	725	1000
76255	7664-10C00250-W0BK8-00	10 X2.5	1X1.78	0.7	15.5	1.25	18.0	1.8	21.8	960	1000
76256	7614-10C00250-W0BK8-00	10 X2.5	7X0.67	0.7	16.4	1.25	18.9	1.8	22.7	1015	1000
76257	7664-10C00400-W0BK8-00	10 X4	1X2.25	0.7	17.4	1.6	20.6	1.8	24.4	1325	1000
76258	7614-10C00400-W0BK8-00	10 X4	7X0.85	0.7	18.6	1.6	21.8	1.8	25.6	1400	500
76259	7664-12C00150-W0BK8-00	12 X1.5	1X1.38	0.7	14.4	1.25	16.9	1.8	20.7	860	1000
76260	7614-12C00150-W0BK8-00	12X1.5	7X0.53	0.7	15.3	1.25	17.8	1.8	21.5	905	1000
76261	7664-12C00250-W0BK8-00	12X2.5	1X1.78	0.7	16.0	1.25	18.5	1.8	22.3	1045	1000
76262	7614-12C00250-W0BK8-00	12X2.5	7X0.67	0.7	17.0	1.25	19.5	1.8	23.3	1095	1000
76263	7664-12C00250-W0BK8-00	12X4	1X2.25	0.7	18.0	1.6	21.2	1.8	25.0	1440	1000
76264	7614-12C00400-W0BK8-00	12X4	7X0.85	0.7	19.3	1.6	22.5	1.8	26.2	1515	500

0.6/1 KV XLPE INSULATED WIRE ARMoured CABLES

IEC - 60502-1 BS - 5467

MULTI CORE CABLES

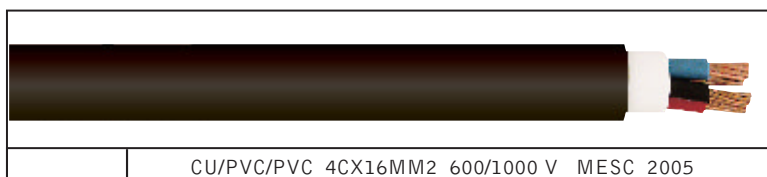
Order No.	MESC Code	Cores X Size No.XSq.mm	Strandx Dia No.Xmm	Insulation Thickness mm	Inn. Sh. O. D. mm	Aarmor Wire Dia. mm	Dia.Over Aarmor mm	Sheath Thickness mm	Approx. O. D. mm	Approx. Weight Kg/Km	Standard Length m
76265	7664-14C00150-W0BK8-00	14X1.5	1X1.38	0.7	15.1	1.25	17.6	1.8	21.4	915	1000
76266	7614-14C00150-W0BK8-00	14 X1.5	7X0.53	0.7	16.0	1.25	18.5	1.8	22.3	980	1000
76267	7664-14C00250-W0BK8-00	14X2.5	1X1.78	0.7	16.9	1.25	19.4	1.8	23.1	1135	1000
76268	7614-14C00250-W0BK8-00	14 X2.5	7X0.67	0.7	17.9	1.25	20.4	1.8	24.2	1195	1000
76269	7664-14C00400-W0BK8-00	14 X4	1X2.25	0.7	18.9	1.6	22.1	1.8	25.9	1575	500
76270	7614-14C00400-W0BK8-00	14 X4	7X0.85	0.7	20.3	1.6	23.5	1.8	27.2	1655	500
76271	7664-15C00150-W0BK8-00	15 X1.5	1X1.38	0.7	15.9	1.25	18.4	1.8	22.2	965	1000
76272	7614-15C00150-W0BK8-00	15 X1.5	7X0.53	0.7	16.9	1.25	19.4	1.8	23.2	1035	1000
76273	7664-15C00250-W0BK8-00	15 X2.5	1X1.78	0.7	17.8	1.6	21.0	1.8	24.8	1345	1000
76274	7614-15C00250-W0BK8-00	15 X2.5	7X0.67	0.7	18.9	1.6	22.1	1.8	25.9	1410	500
76275	7664-15C00400-W0BK8-00	15 X4	1X2.25	0.7	20.0	1.6	23.2	1.8	27.0	1665	500
76276	7614-15C00400-W0BK8-00	15 X4	7X0.85	0.7	21.4	1.6	24.6	1.8	28.4	1750	500
76277	7664-16C00150-W0BK8-00	16 X1.5	1X1.38	0.7	15.9	1.25	18.4	1.8	22.2	985	1000
76278	7614-16C00150-W0BK8-00	16 X1.5	7X0.53	0.7	16.9	1.25	19.4	1.8	23.2	1055	1000
76279	7664-16C00250-W0BK8-00	16 X2.5	1X1.78	0.7	17.8	1.6	21.0	1.8	24.8	1375	1000
76280	7614-16C00250-W0BK8-00	16 X2.5	7X0.67	0.7	18.9	1.6	22.1	1.8	25.9	1445	500
76281	7664-16C00400-W0BK8-00	16 X4	1X2.25	0.7	20.0	1.6	23.2	1.8	27.0	1715	500
76282	7614-16C00400-W0BK8-00	16 X4	7X0.85	0.7	21.4	1.6	24.6	1.8	28.4	1800	500
76283	7664-19C00150-W0BK8-00	19 X1.5	1X1.38	0.7	16.8	1.25	19.3	1.8	23.1	1080	1000
76284	7614-19C00150-W0BK8-00	19 X1.5	7X0.53	0.7	17.9	1.25	20.4	1.8	24.1	1150	1000
76285	7664-19C00250-W0BK8-00	19 X2.5	1X1.78	0.7	18.8	1.6	22.0	1.8	25.8	1495	500
76286	7614-19C00250-W0BK8-00	19 X2.5	7X0.67	0.7	20.0	1.6	23.2	1.8	26.9	1580	500
76287	7664-19C00400-W0BK8-00	19 X4	1X2.25	0.7	21.2	1.6	24.4	1.8	28.1	1895	500
76288	7614-19C00400-W0BK8-00	19 X4	7X0.85	0.7	22.7	1.6	25.9	1.8	29.6	2005	500
76289	7664-20C00150-W0BK8-00	20 X1.5	1X1.38	0.7	17.7	1.25	20.2	1.8	24.0	1140	1000
76290	7614-20C00150-W0BK8-00	20 X1.5	7X0.53	0.7	18.8	1.25	21.3	1.8	25.1	1210	500
76291	7664-20C00250-W0BK8-00	20 X2.5	1X1.78	0.7	19.9	1.6	23.1	1.8	26.8	1570	500
76292	7614-20C00250-W0BK8-00	20 X2.5	7X0.67	0.7	21.1	1.6	24.3	1.8	28.1	1670	500
76293	7664-20C00400-W0BK8-00	20 X4	1X2.25	0.7	22.4	1.6	25.6	1.8	29.3	1990	500
76294	7614-20C00400-W0BK8-00	20 X4	7X0.85	0.7	24.0	1.6	27.2	1.8	30.9	2105	500
76295	7664-24C00150-W0BK8-00	24 X1.5	1X1.38	0.7	19.7	1.6	22.9	1.8	26.7	1440	500
76296	7614-24C00150-W0BK8-00	24 X1.5	7X0.53	0.7	20.9	1.6	24.1	1.8	27.9	1525	500
76297	7664-24C00250-W0BK8-00	24 X2.5	1X1.78	0.7	22.1	1.6	25.3	1.8	29.1	1805	500
76298	7614-24C00250-W0BK8-00	24 X2.5	7X0.67	0.7	23.5	1.6	26.7	1.8	30.4	1880	500
76299	7664-24C00400-W0BK8-00	24 X4	1X2.25	0.7	24.9	1.6	28.1	1.9	32.1	2300	500
76300	7614-24C00400-W0BK8-00	24 X4	7X0.85	0.7	26.7	1.6	29.9	1.9	33.9	2425	500
76301	7664-27C00150-W0BK8-00	27 X1.5	1X1.38	0.7	20.1	1.6	23.3	1.8	27.1	1520	500
76302	7614-27C00150-W0BK8-00	27 X1.5	7X0.53	0.7	21.4	1.6	24.6	1.8	28.4	1610	500
76303	7664-27C00250-W0BK8-00	27 X2.5	1X1.78	0.7	22.6	1.6	25.8	1.8	29.6	1900	500
76304	7614-27C00250-W0BK8-00	27 X2.5	7X0.67	0.7	24.0	1.6	27.2	1.8	31.0	2000	500
76305	7664-27C00400-W0BK8-00	27 X4	1X2.25	0.7	25.5	1.6	28.7	1.9	32.7	2460	500
76306	7614-27C00400-W0BK8-00	27 X4	7X0.85	0.7	27.4	1.6	30.6	1.9	34.5	2585	500
76307	7664-30C00150-W0BK8-00	30 X1.5	1X1.38	0.7	20.9	1.6	24.1	1.8	27.8	1600	500
76308	7614-30C00150-W0BK8-00	30 X1.5	7X0.53	0.7	22.2	1.6	25.4	1.8	29.2	1715	500
76309	7664-30C00250-W0BK8-00	30 X2.5	1X1.78	0.7	23.4	1.6	26.6	1.9	30.6	2045	500
76310	7614-30C00250-W0BK8-00	30 X2.5	7X0.67	0.7	24.9	1.6	28.1	1.9	32.1	2150	500
76311	7664-30C00400-W0BK8-00	30 X4	1X2.25	0.7	26.4	1.6	29.6	2.0	33.8	2650	500
76312	7614-30C00400-W0BK8-00	30 X4	7X0.85	0.7	28.4	1.6	31.6	2.0	35.8	2795	500
76313	7664-37C00150-W0BK8-00	37 X1.5	1X1.38	0.7	22.6	1.6	25.8	1.8	29.6	1815	500
76314	7614-37C00150-W0BK8-00	37 X1.5	7X0.53	0.7	24.0	1.6	27.2	1.8	31.1	1940	500
76315	7664-37C00250-W0BK8-00	37 X2.5	1X1.78	0.7	25.4	1.6	28.6	1.9	32.6	2345	500
76316	7614-37C00250-W0BK8-00	37 X2.5	7X0.67	0.7	27.0	1.6	30.2	1.9	34.2	2445	500
76317	7664-37C00400-W0BK8-00	37 X4	1X2.25	0.7	29.1	2.0	33.1	2.1	37.5	3375	500
76318	7614-37C00400-W0BK8-00	37 X4	7X0.85	0.7	31.2	2.0	35.2	2.1	39.6	3560	500
76319	7664-48C00150-W0BK8-00	48 X1.5	1X1.38	0.7	25.9	1.6	29.1	1.9	33.2	2205	500
76320	7614-48C00150-W0BK8-00	48 X1.5	7X0.53	0.7	27.6	1.6	30.8	1.9	34.9	2350	500
76321	7664-48C00250-W0BK8-00	48 X2.5	1X1.78	0.7	29.6	2.0	33.6	2.1	38.0	3150	500
76322	7614-48C00250-W0BK8-00	48 X2.5	7X0.67	0.7	31.4	2.0	35.4	2.1	39.9	3315	500
76323	7664-48C00400-W0BK8-00	48 X4	1X2.25	0.7	33.4	2.0	37.4	2.2	42.0	4095	500
76324	7614-48C00400-W0BK8-00	48 X4	7X0.85	0.7	35.9	2.0	39.9	2.2	44.5	4340	500
76325	7664-61C00150-W0BK8-00	61 X1.5	1X1.38	0.7	28.7	2.0	32.7	2.1	37.0	2855	500
76326	7614-61C00150-W0BK8-00	61 X1.5	7X0.53	0.7	30.6	2.0	34.6	2.1	38.9	3050	500
76327	7664-61C00250-W0BK8-00	61 X2.5	1X1.78	0.7	32.3	2.0	36.3	2.2	40.9	3685	500
76328	7614-61C00250-W0BK8-00	61 X2.5	7X0.67	0.7	34.4	2.0	38.4	2.2	43.0	3870	500

0.6/1 KV PVC INSULATED CABLES

IEC - 60502-1

BS - 6346

Specification : IEC 60502-1, BS-6346



Application : Can be used indoors or outdoors in cable duct or tray in power switching stations, Industrial plants and in commercial buildings. Suitable for direct burial where there is no danger of mechanical damage.

Construction

- | **Conductor** : Solid copper as per class 1 or stranded copper as per class 2 of IEC-60228.
- | **Insulation** : PVC / A as per IEC- 60502-1.
- | **Core colours** :
 - Single core : Black.
 - 2 Core : Red & Black.
 - 3 Core : Red, Yellow & Blue.
 - 4 Core : Red, Yellow, Blue & Black.
 - 5 Core & above : Black Cores with Number printing.
- | **Inner covering** : Extruded PVC compatible with the operating temperature of the conductor. This inner covering is applicable to cables having conductors of 16 mm² and above.
- | **Outer Sheath** : PVC Type ST-1 as per IEC- 60502-1, passes flame retardance test as per IEC- 60332-1 and IEC- 60332-3 Cat C.

Technical Data

- | **Conductor resistance** : As per class 1 or 2 of IEC-60228.
- | **Working Voltage** : 600/1000 Volts.
- | **Test Voltage** : 3.5 KV. RMS or 8.4 KV. DC for 5 minutes.
- | **Temperature** : - 25°C to +70°C.*
- | **Bending Radius** :
 - Upto 25mm O. D.- 4 X Cable Ø.
 - Above 25mm O. D.- 6 X Cable Ø.
- | **Maximum short circuit temperature** : 160°C (5 Seconds Max.).
- | **For current ratings of these cables** : Refer Technical Section of the catalogue.

* 90°C insulation with PVC/E to IEC 60227-1 can be provided on request. For 90^{1/4}c insulation the PVC outer sheath material shall be PVC type ST2 as per IEC-60502-1.

0.6/1 KV PVC INSULATED CABLES

IEC - 60502-1

BS - 6346

SINGLE CORE CABLES

Order No.	MESC CODE	Cores X Size No.XSq.mm	Strand X Diameter No.X mm	Insulation Thickness mm	Sheath Thickness mm	Approx. O. D mm.	Approx. Weight Kg/Km	Standard Length m
73001	7361-01C00150-U0BK8-00	1X1.5	1X1.38	0.8	1.4	6.0	53	1000
73002	7311-01C00150-U0BK8-00	1X1.5	7X0.53	0.8	1.4	6.2	56	1000
73003	7361-01C00250-U0BK8-00	1X2.5	1X1.78	0.8	1.4	6.4	66	1000
73004	7311-01C00250-U0BK8-00	1X2.5	7X0.67	0.8	1.4	6.6	69	1000
73005	7361-01C00400-U0BK8-00	1X4	1X2.25	1.0	1.4	7.3	91	1000
73006	7311-01C00400-U0BK8-00	1X4	7X0.85	1.0	1.4	7.6	96	1000
73007	7361-01C00600-U0BK8-00	1X6	1X2.76	1.0	1.4	7.8	115	1000
73008	7311-01C00600-U0BK8-00	1X6	7X1.04	1.0	1.4	8.2	121	1000
73009	7311-01C01000-U0BK8-00	1X10	7X1.35	1.0	1.4	9.1	169	1000
73010	7311-01C01600-U0BK8-00	1X16	7X1.7	1.0	1.4	10.1	236	1000
73011	7311-01C02500-U0BK8-00	1X25	7X2.14	1.2	1.4	11.9	348	1000
73012	7311-01C03500-U0BK8-00	1X35	7X2.52	1.2	1.4	13.0	453	1000
73013	7311-01C05000-U0BK8-00	1X50	19X1.78	1.4	1.4	14.8	594	1000
73014	7311-01C07000-U0BK8-00	1X70	19X2.14	1.4	1.4	16.6	811	1000
73015	7311-01C09500-U0BK8-00	1X95	19X2.52	1.6	1.5	19.1	1106	1000
73016	7311-01C12000-U0BK8-00	1X120	37X2.03	1.6	1.5	20.7	1352	500
73017	7311-01C15000-U0BK8-00	1X150	37X2.25	1.8	1.6	22.9	1657	500
73018	7311-01C18500-U0BK8-00	1X185	37X2.52	2.0	1.7	25.4	2065	500

2 CORE CABLES

Order No.	MESC CODE	Cores X Size No.XSq.mm	Strand X Diameter No.X mm	Insulation Thickness mm	Sheath Thickness mm	Approx. O. D mm.	Approx. Weight Kg/Km	Standard Length m
73019	7361-02C00150-U0BK8-00	2x1.5	1x1.38	0.8	1.8	10.0	135	1000
73020	7311-02C00150-U0BK8-00	2x1.5	7x0.53	0.8	1.8	10.4	145	1000
73021	7361-02C00250-U0BK8-00	2x2.5	1x1.78	0.8	1.8	10.8	170	1000
73022	7311-02C00250-U0BK8-00	2x2.5	7x0.67	0.8	1.8	11.1	175	1000
73023	7361-02C00400-U0BK8-00	2x4	1x2.25	1.0	1.8	12.5	235	1000
73024	7311-02C00400-U0BK8-00	2x4	7x0.85	1.0	1.8	13.0	250	1000
73025	7361-02C00600-U0BK8-00	2x6	1x2.76	1.0	1.8	13.5	295	1000
73026	7311-02C00600-U0BK8-00	2x6	7x1.04	1.0	1.8	14.2	315	1000
73027	7311-02C01000-U0BK8-00	2x10	7x1.35	1.0	1.8	16.1	440	1000
73028	7311-02C01600-U0BK8-00	2x16	7x1.7	1.0	1.8	20.4	735	1000
73029	7311-02C02500-U0BK8-00	2x25	7x2.14	1.2	1.8	23.8	1055	1000
73030	7311-02C03500-U0BK8-00	2x35	7x2.52	1.2	1.8	26.1	1335	500
73031	7311-02C05000-U0BK8-00	2x50	19x1.78	1.4	1.8	29.6	1725	500
73032	7311-02C07000-U0BK8-00	2x70	19x2.14	1.4	1.9	33.8	2345	500

0.6/1 KV PVC INSULATED CABLES

IEC - 60502-1

BS - 6346

3 CORE CABLES

Order No.	MESC CODE	Cores X Size No.XSq.mm	Strand X Diameter No.X mm	Insulation Thickness mm	Sheath Thickness mm	Approx. O. D mm.	Approx. Weight Kg/Km	Standard Length m
73033	7361-03C00150-U0BK8-00	3x1.5	1x1.38	0.8	1.8	10.5	160	1000
73034	7311-03C00150-U0BK8-00	3x1.5	7x0.53	0.8	1.8	10.9	170	1000
73035	7361-03C00250-U0BK8-00	3x2.5	1x1.78	0.8	1.8	11.3	200	1000
73036	7311-03C00250-U0BK8-00	3x2.5	7x0.67	0.8	1.8	11.7	210	1000
73037	7361-03C00400-U0BK8-00	3x4	1x2.25	1.0	1.8	13.2	285	1000
73038	7311-03C00400-U0BK8-00	3x4	7x0.85	1.0	1.8	13.8	305	1000
73039	7361-03C00600-U0BK8-00	3x6	1x2.76	1.0	1.8	14.3	365	1000
73040	7311-03C00600-U0BK8-00	3x6	7x1.04	1.0	1.8	15.1	390	1000
73041	7311-03C01000-U0BK8-00	3x10	7x1.35	1.0	1.8	17.1	550	1000
73042	7311-03C01600-U0BK8-00	3x16	7x1.7	1.0	1.8	21.5	900	1000
73043	7311-03C02500-U0BK8-00	3x25	7x2.14	1.2	1.8	25.3	1315	1000
73044	7311-03C03500-U0BK8-00	3x35	7x2.52	1.2	1.8	27.7	1680	500
73045	7311-03C05000-U0BK8-00	3x50	19x1.78	1.4	1.9	32.1	2225	500
73046	7311-03C07000-U0BK8-00	3x70	19x2.14	1.4	2.0	36.2	3000	500

4 CORE CABLES WITH REDUCED NEUTRAL (3&1/2 Cores)

Order No.	MESC CODE	Cores X Size No.XSq.mm	Strand X Diameter No.X mm	Insulation Thickness mm	Sheath Thickness mm	Approx. O. D mm.	Approx. Weight Kg/Km	Standard Length m
73047	7311-3/501000-U0BK8-00	3x10/6	7x1.35 7x1.04	1.0 1.0	1.8	20.0	755	500
73048	7311-3/501600-U0BK8-00	3x16/10	7x1.7 7x1.35	1.0 1.0	1.8	22.5	1045	500
73049	7311-3/502500-U0BK8-00	3x25/16	7x2.14 7x1.7	1.2 1.0	1.8	26.3	1535	500
73050	7311-3/503500-U0BK8-00	3x35/16	7x2.52 7x1.7	1.2 1.0	1.8	28.3	1920	500
73051	7311-3/505000-U0BK8-00	3x50/25	19x1.78 7x2.14	1.4 1.2	1.9	32.8	2575	500
73052	7311-3/507000-U0BK8-00	3x70/35	19x2.14 7x2.52	1.4 1.2	2.0	37.3	3520	500

4 CORE CABLES

Order No.	MESC CODE	Cores X Size No.XSq.mm	Strand X Diameter No.X mm	Insulation Thickness mm	Sheath Thickness mm	Approx. O. D mm.	Approx. Weight Kg/Km	Standard Length m
73053	7361-04C00150-U0BK8-00	4x1.5	1x1.38	0.8	1.8	11.2	185	1000
73054	7311-04C00150-U0BK8-00	4x1.5	7x0.53	0.8	1.8	11.7	200	1000
73055	7361-04C00250-U0BK8-00	4x2.5	1x1.78	0.8	1.8	12.2	240	1000
73056	7311-04C00250-U0BK8-00	4x2.5	7x0.67	0.8	1.8	12.6	250	1000
73057	7361-04C00400-U0BK8-00	4x4	1x2.25	1.0	1.8	14.3	345	1000
73058	7311-04C00400-U0BK8-00	4x4	7x0.85	1.0	1.8	14.9	365	1000
73059	7361-04C00600-U0BK8-00	4x6	1x2.76	1.0	1.8	15.5	450	1000
73060	7361-04C00650-U0BK8-00	4x6	7x1.04	1.0	1.8	16.4	480	1000
73061	7311-04C00050-U0BK8-00	4x10	7x1.35	1.0	1.8	18.6	685	1000
73062	7361-04C01650-U0BK8-00	4x16	7x1.7	1.0	1.8	23.3	1090	1000
73063	7311-04C02550-U0BK8-00	4x25	7x2.14	1.2	1.8	27.5	1605	500
73064	7361-04C03500-U0BK8-00	4x35	7x2.52	1.2	1.8	30.2	2065	500
73065	7311-04C05000-U0BK8-00	4x50	19x1.78	1.4	2.0	35.2	2750	500
73066	7361-04C07000-U0BK8-00	4x70	19x2.14	1.4	2.1	39.8	3730	500

0.6/1 KV PVC INSULATED CABLES

IEC - 60502-1

BS - 6346

MULTICORE CABLES

Order No.	MES C CODE	Cores X Size No.XSq.mm	Strand X Diameter No.X mm	Insulation Thickness mm	Sheath Thickness mm	Approx. O. D mm.	Approx. Weight Kg/Km	Standard Length m
73067	7361-05C00150-U0BK8-00	5x1.5	1x1.38	0.8	1.8	12.1	220	1000
73068	7311-05C00150-U0BK8-00	5x1.5	7x0.53	0.8	1.8	12.7	240	1000
73069	7361-05C00250-U0BK8-00	5x2.5	1x1.78	0.8	1.8	13.2	290	1000
73070	7311-05C00250-U0BK8-00	5x2.5	7x0.67	0.8	1.8	13.7	300	1000
73071	7361-05C00400-U0BK8-00	5x4	1x2.25	1.0	1.8	15.5	415	1000
73072	7311-05C00400-U0BK8-00	5x4	7x0.85	1.0	1.8	16.2	435	1000
73073	7361-06C00150-U0BK8-00	6x1.5	1x1.38	0.8	1.8	13.2	260	1000
73074	7311-06C00150-U0BK8-00	6x1.5	7x0.53	0.8	1.8	13.9	280	1000
73075	7361-06C00250-U0BK8-00	6x2.5	1x1.78	0.8	1.8	14.4	340	1000
73076	7311-06C00250-U0BK8-00	6x2.5	7x0.67	0.8	1.8	15.0	355	1000
73077	7361-05C00400-U0BK8-00	6x4	1x2.25	1.0	1.8	17.1	500	1000
73078	7311-06C00400-U0BK8-00	6x4	7x0.85	1.0	1.8	17.8	525	1000
73079	7361-07C00150-U0BK8-00	7x1.5	1x1.38	0.8	1.8	13.2	270	1000
73080	7311-07C00150-U0BK8-00	7x1.5	7x0.53	0.8	1.8	13.9	295	1000
73081	7361-07C00250-U0BK8-00	7x2.5	1x1.78	0.8	1.8	14.4	360	1000
73082	7311-07C00250-U0BK8-00	7x2.5	7x0.67	0.8	1.8	15.0	375	1000
73083	7361-07C00400-U0BK8-00	7x4	1x2.25	1.0	1.8	17.1	525	1000
73084	7311-07C00400-U0BK8-00	7x4	7x0.85	1.0	1.8	17.8	550	1000
73085	7361-08C00150-U0BK8-00	8x1.5	1x1.38	0.8	1.8	14.6	310	1000
73086	7311-08C00150-U0BK8-00	8x1.5	7x0.53	0.8	1.8	15.4	350	1000
73087	7361-08C00250-U0BK8-00	8x2.5	1x1.78	0.8	1.8	16.0	410	1000
73088	7311-08C00250-U0BK8-00	8x2.5	7x0.67	0.8	1.8	16.7	445	1000
73089	7361-08C00400-U0BK8-00	8x4	1x2.25	1.0	1.8	19.0	600	1000
73090	7311-09C00400-U0BK8-00	8x4	7x0.85	1.0	1.8	19.9	655	1000
73091	7361-09C00150-U0BK8-00	9x1.5	1x1.38	0.8	1.8	15.1	340	1000
73092	7311-09C00150-U0BK8-00	9x1.5	7x0.53	0.8	1.8	15.8	390	1000
73093	7361-09C00250-U0BK8-00	9x2.5	1x1.78	0.8	1.8	16.5	450	1000
73094	7311-09C00250-U0BK8-00	9x2.5	7x0.67	0.8	1.8	17.2	505	1000
73095	7361-09C00400-U0BK8-00	9x4	1x2.25	1.0	1.8	19.7	665	1000
73096	7311-09C00400-U0BK8-00	9x4	7x0.85	1.0	1.8	20.7	750	1000
73097	7361-10C00150-U0BK8-00	10x1.5	1x1.38	0.8	1.8	16.3	370	1000
73098	7311-10C00150-U0BK8-00	10x1.5	7x0.53	0.8	1.8	17.2	400	1000
73099	7361-10C00250-U0BK8-00	10x2.5	1x1.78	0.8	1.8	17.9	495	1000
73100	7311-10C00250-U0BK8-00	10x2.5	7x0.67	0.8	1.8	18.7	515	1000
73101	7361-10C00400-U0BK8-00	10x4	1x2.25	1.0	1.8	21.4	730	1000
73102	7311-10C00400-U0BK8-00	10x4	7x0.85	1.0	1.8	22.4	765	1000
73103	7361-12C00150-U0BK8-00	12x1.5	1x1.38	0.8	1.8	16.8	420	1000
73104	7311-12C00150-U0BK8-00	12x1.5	7x0.53	0.8	1.8	17.7	455	1000
73105	7361-12C00250-U0BK8-00	12x2.5	1x1.78	0.8	1.8	18.5	565	1000
73106	7311-12C00250-U0BK8-00	12x2.5	7x0.67	0.8	1.8	19.3	595	1000
73107	7361-12C00400-U0BK8-00	12x4	1x2.25	1.0	1.8	22.1	840	1000
73108	7311-12C00400-U0BK8-00	12x4	7x0.85	1.0	1.8	23.2	885	1000
73109	7361-15C00150-U0BK8-00	15x1.5	1x1.38	0.8	1.8	18.0	500	1000
73110	7311-15C00150-U0BK8-00	15x1.5	7x0.53	0.8	1.8	19.0	545	1000
73111	7361-15C00250-U0BK8-00	15x2.5	1x1.78	0.8	1.8	19.9	685	1000
73112	7311-15C00250-U0BK8-00	15x2.5	7x0.67	0.8	1.8	20.7	710	1000
73113	7361-15C00400-U0BK8-00	15x4	1x2.25	1.0	1.8	23.8	1020	1000
73114	7311-15C00400-U0BK8-00	15x4	7x0.58	1.0	1.8	25.0	1075	1000
73115	7361-16C00150-U0BK8-00	16x1.5	1x1.38	0.8	1.8	18.5	535	1000
73116	7311-16C00150-U0BK8-00	16x1.5	7x0.53	0.8	1.8	19.5	580	1000
73117	7361-16C00250-U0BK8-00	16x2.5	1x1.78	0.8	1.8	20.4	725	1000
73118	7311-16C00250-U0BK8-00	16x2.5	7x0.67	0.8	1.8	21.2	755	1000
73119	7361-16C00400-U0BK8-00	16x4	1x2.25	1.0	1.8	24.4	1085	1000
73120	7311-16C00400-U0BK8-00	16x4	7x0.85	1.0	1.8	25.7	1145	1000

0.6/1 KV PVC INSULATED CABLES

IEC - 60502-1

BS - 6346

MULTICORE CABLES


Order No.	MESC CODE	Cores X Size No.XSq.mm	Strand X Diameter No.X mm	Insulation Thickness mm	Sheath Thickness mm	Approx. O. D mm.	Approx. Weight Kg/Km	Standard Length m
73121	7361-19C00150-U0BK8-00	19x1.5	1x1.38	0.8	1.8	19.4	605	1000
73122	7311-19C00150-U0BK8-00	19x1.5	7x0.53	0.8	1.8	20.5	655	1000
73123	7361-19C00250-U0BK8-00	19x2.5	1x1.78	0.8	1.8	21.4	825	1000
73124	7311-19C00250-U0BK8-00	19x2.5	7x0.67	0.8	1.8	22.4	865	1000
73125	7361-19C00400-U0BK8-00	19x4	1x2.25	1.0	1.8	25.8	1250	500
73126	7311-19C00400-U0BK8-00	19x4	7x0.85	1.0	1.8	27.1	1315	500
73127	7361-20C00150-U0BK8-00	20x1.5	1x1.38	0.8	1.8	20.4	635	1000
73128	7311-20C00150-U0BK8-00	20x1.5	7x0.53	0.8	1.8	21.5	695	1000
73129	7361-20C00250-U0BK8-00	20x2.5	1x1.78	0.8	1.8	22.5	865	1000
73130	7311-20C00250-U0BK8-00	20x2.5	7x0.67	0.8	1.8	23.6	920	1000
73131	7361-20C00400-U0BK8-00	20x4	1x2.25	1.0	1.8	27.2	1310	500
73132	7311-20C00400-U0BK8-00	20x4	7x0.85	1.0	1.8	28.6	1400	500
73133	7361-24C00150-U0BK8-00	24x1.5	1x1.38	0.8	1.8	22.5	750	1000
73134	7311-24C00150-U0BK8-00	24x1.5	7x0.53	0.8	1.8	23.7	805	1000
73135	7361-24C00250-U0BK8-00	24x2.5	1x1.78	0.8	1.8	24.9	1025	1000
73136	7311-24C00250-U0BK8-00	24x2.5	7x0.67	0.8	1.8	26.0	1070	500
73137	7361-24C00400-U0BK8-00	24x4	1x2.25	1.0	1.9	30.3	1565	500
73138	7311-24C00400-U0BK8-00	24x4	7x0.85	1.0	1.9	31.9	1650	500
73139	7361-25C00150-U0BK8-00	25x1.5	1x1.38	0.8	1.8	22.5	775	1000
73140	7311-25C00150-U0BK8-00	25x1.5	7x0.53	0.8	1.8	23.7	830	1000
73141	7361-25C00250-U0BK8-00	25x2.5	1x1.78	0.8	1.8	24.9	1065	1000
73142	7311-25C00250-U0BK8-00	25x2.5	7x0.67	0.8	1.8	26.0	1110	500
73143	7361-25C00400-U0BK8-00	25x4	1x2.25	1.0	1.9	30.3	1620	500
73144	7311-25C00400-U0BK8-00	25x4	7x0.85	1.0	1.9	31.9	1710	500
73145	7361-27C00150-U0BK8-00	27x1.5	1x1.38	0.8	1.8	23.0	820	1000
73146	7311-27C00150-U0BK8-00	27x1.5	7x0.53	0.8	1.8	24.3	890	1000
73147	7361-27C00250-U0BK8-00	27x2.5	1x1.78	0.8	1.8	25.4	1130	500
73148	7311-27C00250-U0BK8-00	27x2.5	7x0.67	0.8	1.8	26.6	1180	500
73149	7361-27C00400-U0BK8-00	27x4	1x2.25	1.0	1.9	31.0	1730	500
73150	7311-27C00400-U0BK8-00	27x4	7x2.25	1.0	1.9	32.6	1820	500
73151	7361-30C00150-U0BK8-00	30x1.5	1x1.38	0.8	1.8	23.7	895	1000
73152	7311-30C00150-U0BK8-00	30x1.5	7x0.53	0.8	1.8	25.1	970	1000
73153	7361-30C00250-U0BK8-00	30x2.5	1x1.78	0.8	1.8	26.3	1240	500
73154	7311-30C00250-U0BK8-00	30x2.5	7x0.67	0.8	1.8	27.5	1290	500
73155	7361-30C00400-U0BK8-00	30x4	1x2.25	1.0	2.0	32.3	1910	500
73156	7311-30C00400-U0BK8-00	30x4	7x0.85	1.0	2.0	34.1	2015	500
73157	7361-37C00150-U0BK8-00	37x1.5	1x1.38	0.8	1.8	25.6	1070	500
73158	7311-37C00150-U0BK8-00	37x1.5	7x0.53	0.8	1.8	27.0	1155	500
73159	7361-37C00250-U0BK8-00	37x2.5	1x1.78	0.8	1.8	28.4	1490	500
73160	7311-37C00250-U0BK8-00	37x2.5	7x0.67	0.8	1.8	29.7	1555	500
73161	7361-37C00400-U0BK8-00	37x4	1x2.25	1.0	2.1	35.1	2320	500
73162	7311-37C00400-U0BK8-00	37x4	7x0.85	1.0	2.1	36.9	2440	500
73163	7361-48C00150-U0BK8-00	48x1.5	1x1.38	0.8	1.9	29.3	1360	500
73164	7311-48C00150-U0BK8-00	48x1.5	7x0.53	0.8	1.9	31.0	1470	500
73165	7361-48C00250-U0BK8-00	48x2.5	1x1.78	0.8	2.0	32.8	1915	500
73166	7311-48C00250-U0BK8-00	48x2.5	7x0.67	0.8	2.0	34.3	1995	500
73167	7361-48C00400-U0BK8-00	48x4	1x2.25	1.0	2.2	40.3	2960	500
73168	7311-48C00400-U0BK8-00	48x4	7x0.85	1.0	2.2	42.4	3110	500
73169	7361-61C00150-U0BK8-00	61x1.5	1x1.38	0.8	2.0	32.1	1695	500
73170	7311-61C00150-U0BK8-00	61x1.5	7x0.53	0.8	2.0	34.0	1830	500
73171	7361-61C00250-U0BK8-00	61x2.5	1x1.78	0.8	2.1	35.9	2385	500
73172	7311-61C00250-U0BK8-00	61x2.5	7x0.67	0.8	2.1	37.6	2490	500

0.6/1 KV PVC INSULATED WIRE ARMoured CABLES

IEC - 60502-1

BS - 6346

Specification : IEC 60502-1, BS- 6346



Application : Can be used indoors or outdoors in cable ducts, cable trays, conduits or underground locations under mechanical stresses in power and switching stations, local distribution systems, industrial plants and commercial buildings.

Construction

- Conductor : Annealed plain copper conductor solid as per class 1 and stranded as per class 2 of IEC-60228.
- Insulation : Solid extruded PVC / A as per IEC- 60502-1.
- Core colours :
 - 2 Core : Red & Black.
 - 3 Core : Red, Yellow & Blue.
 - 4 Core : Red, Yellow, Blue & Black.
 - 5 Core & above : Black cores with Number printing.
- Inner covering : Extruded PVC compatible with the operating temperature of the conductor.
- Steel Wire Armour : Galvanized Steel wire as per IEC-60502-1.
- Outer Sheath : Extruded PVC Type ST-1 as per IEC-60502-1, passes flame retardance test as per IEC-60332-1. Also passes flame test as per IEC-60332-3 Cat C.

Technical Data

- Conductor resistance : As per class 1 & 2 of IEC-60228.
- Working voltage : 600 / 1000 Volts.
- Test Voltage : 3.5 KV. RMS or 8.4 KV. DC for 5 minutes.
- Temperature : -25°C to +70°C.
- Bending Radius : 6 X Cable Ø.
- Maximum short circuit temperature : 160°C (5 Seconds Max.).
- For current ratings of these cables : Refer to Technical Section of the catalogue.

* 90°C insulation with PVC/E to IEC 60227-1 can be provided on request, For 90¼C insulation the PVC outer sheath material shall be PVC type ST2 as per IEC 60502-1.

0.6/1 KV PVC INSULATED WIRE ARMoured CABLES

IEC - 60502-1

BS - 6346

2 CORE CABLES

Order No.	MESC Code	Cores x Size No.XSq.mm	Strandx Dia No.Xmm	Insulation Thickness mm	Inn. Sh. O. D. mm	Armor Wire Dia. mm	Dia.Over Armor mm	Sheath Thickness mm	Approx. O. D. mm	Approx. Weight Kg/Km	Standard Length m
73173	7361-02C00150-W0BK8-00	2X1.5	1X1.38	0.8	8.4	0.9	10.2	1.8	13.9	375	1000
73174	7311-02C00150-W0BK8-00	2X 1.5	7X0.53	0.8	8.8	0.9	10.6	1.8	14.4	395	1000
73175	7361-02C00250-W0BK8-00	2X 2.5	1X1.78	0.8	9.2	0.9	11.0	1.8	14.7	430	1000
73176	7311-02C00250-W0BK8-00	2X 2.5	7X0.67	0.8	9.6	0.9	11.4	1.8	15.2	450	1000
73177	7361-02C00400-W0BK8-00	2X 4	1X2.25	1.0	10.9	0.9	12.7	1.8	16.5	540	1000
73178	7311-02C00400-W0BK8-00	2X 4	7X0.85	1.0	11.5	0.9	13.3	1.8	17.1	575	1000
73179	7361-02C00600-W0BK8-00	2X 6	1X2.76	1.0	11.9	0.9	13.7	1.8	17.5	625	1000
73180	7311-02C00600-W0BK8-00	2X 6	7X1.04	1.0	12.6	0.9	14.4	1.8	18.2	660	1000
73181	7311-02C01000-W0BK8-00	2X 10	7X1.35	1.0	14.5	1.25	17.0	1.8	20.8	835	1000
73182	7311-02C01600-W0BK8-00	2X 16	7X1.7	1.0	16.6	1.25	19.1	1.8	22.9	1185	1000
73183	7311-02C02500-W0BK8-00	2X 25	7X2.14	1.2	20.0	1.6	23.2	1.8	27.0	1750	500
73184	7311-02C03500-W0BK8-00	2X 35	7X2.52	1.2	22.3	1.6	25.5	1.8	29.3	2100	500
73185	7311-02C05000-W0BK8-00	2X50	19X1.78	1.4	25.8	1.6	29.0	1.9	33.0	2625	500
73186	7311-02C07000-W0BK8-00	2X 70	19X2.14	1.4	29.8	2.0	33.8	2.0	38.0	3650	500

3 CORE CABLES

Order No.	MESC Code	Cores x Size No.XSq.mm	Strandx Dia No.Xmm	Insulation Thickness mm	Inn. Sh. O. D. mm	Armor Wire Dia. mm	Dia.Over Armor mm	Sheath Thickness mm	Approx. O. D. mm	Approx. Weight Kg/Km	Standard Length m
73187	7361-03C00150-W0BK8-00	3X1.5	1X1.38	0.8	8.9	0.9	10.7	1.8	14.4	410	1000
73188	7311-03C00150-W0BK8-00	3X 1.5	7X0.53	0.8	9.3	0.9	11.1	1.8	14.9	430	1000
73189	7361-03C00250-W0BK8-00	3X 2.5	1X1.78	0.8	9.7	0.9	11.5	1.8	15.3	475	1000
73190	7311-03C00250-W0BK8-00	3X 2.5	7X0.67	0.8	10.2	0.9	12.0	1.8	15.8	495	1000
73191	7361-03C00400-W0BK8-00	3X 4	1X2.25	1.0	11.6	0.9	13.4	1.8	17.2	605	1000
73192	7311-03C00400-W0BK8-00	3X 4	7X0.85	1.0	12.2	0.9	14.0	1.8	17.8	640	1000
73193	7361-03C00600-W0BK8-00	3X 6	1X2.76	1.0	12.7	1.25	15.2	1.8	19.0	800	1000
73194	7311-03C00600-W0BK8-00	3X 6	7X1.04	1.0	13.5	1.25	16.6	1.8	19.8	850	1000
73195	7311-03C01000-W0BK8-00	3X 10	7X1.35	1.0	15.5	1.25	18.0	1.8	21.8	1085	1000
73196	7311-03C01600-W0BK8-00	3X 16	7X1.7	1.0	17.8	1.25	20.3	1.8	24.0	1385	1000
73197	7311-03C02500-W0BK8-00	3X 25	7X2.14	1.2	21.5	1.6	24.7	1.8	28.5	2045	500
73198	7311-03C03500-W0BK8-00	3X 35	7X2.52	1.2	23.9	1.6	27.1	1.8	30.9	2500	500
73199	7311-03C05000-W0BK8-00	3X 50	19X1.78	1.4	27.7	1.6	30.9	2.0	35.1	3175	500
73200	7311-03C07000-W0BK8-00	3X 70	19X2.14	1.4	32.0	2.0	36.0	2.1	40.4	4410	500

4 CORE CABLES WITH REDUCED NEUTRAL (3 & 1/2 Core)

Order No.	MESC Code	Cores x Size No.XSq.mm	Strandx Dia No.Xmm	Insulation Thickness mm	Inn. Sh. O. D. mm	Armor Wire Dia. mm	Dia.Over Armor mm	Sheath Thickness mm	Approx. O. D. mm	Approx. Weight Kg/Km	Standard Length m
73201	7311-3/501000-W0BK8-00	3X10/6	7X1.35 7X1.04	1.0 1.0	16.3	1.25	18.8	1.8	22.6	1170	1000
73202	7311-3/501600-W0BK8-00	3X16/10	7X1.7 7X1.35	1.0 1.0	18.8	1.6	22.0	1.8	25.8	1665	500
73203	7311-3/502500-W0BK8-00	3X25/16	7X2.14 7X1.7	1.2 1.0	22.5	1.6	25.7	1.8	29.6	2230	500
73204	7311-3/503500-W0BK8-00	3X35/16	7X2.52 7X1.7	1.2 1.0	24.6	1.6	27.8	1.9	31.8	2675	500
73205	7311-3/505000-W0BK8-00	3X50/25	19X1.78 7X2.14	1.4 1.2	28.8	2.0	32.8	2.0	37.1	3680	500
73206	7311-3/507000-W0BK8-00	3X70/35	19X2.14 7X2.52	1.0 1.2	33.2	2.0	37.2	2.1	41.7	4775	500

0.6/1 KV PVC INSULATED WIRE ARMoured CABLES

IEC - 60502-1

BS - 6346

4 CORE CABLES

Order No.	MESC Code	Cores x Size No.XSq.mm	Strand x Dia No.Xmm	Insulation Thickness mm	Inn. Sh. O. D. mm	Armor Wire Dia. mm	Dia.Over Armor mm	Sheath Thickness mm	Approx. O. D. mm	Approx. Weight Kg/Km	Standard Length m
73207	7361-04C 00150-W0BK8-00	4X1.5	1X1.38	0.8	9.6	0.9	11.4	1.8	15.2	450	1000
73208	7311-04C 00150-W0BK8-00	4X 1.5	7X0.53	0.8	10.1	0.9	11.9	1.8	15.7	480	1000
73209	7361-04C 00250-W0BK8-00	4X2.5	1X1.78	0.8	10.6	0.9	12.4	1.8	16.2	535	1000
73210	7311-04C 00250-W0BK8-00	4X 2.5	7X0.67	0.8	11.1	0.9	12.9	1.8	16.7	555	1000
73211	7361-04C 00400-W0BK8-00	4X 4	1X2.25	1.0	12.7	1.25	15.2	1.8	19.0	790	1000
73212	7311-04C 00400-W0BK8-00	4X 4	7X0.85	1.0	13.4	1.25	15.9	1.8	19.7	830	1000
73213	7361-04C 00600-W0BK8-00	4X 6	1X2.76	1.0	13.9	1.25	16.4	1.8	20.2	930	1000
73214	7311-04C 00600-W0BK8-00	4X 6	7X1.04	1.0	14.8	1.25	17.3	1.8	21.1	985	1000
73215	7311-04C 01000-W0BK8-00	4X 10	7X1.35	1.0	17.0	1.25	19.5	1.8	23.3	1255	1000
73216	7311-04C 01600-W0BK8-00	4X 16	7X1.7	1.0	19.6	1.6	22.8	1.8	26.5	1775	500
73217	7311-04C 02500-W0BK8-00	4X 25	7X2.14	1.2	23.7	1.6	26.9	1.8	30.7	2410	500
73218	7311-04C 03500-W0BK8-00	4X 35	7X2.52	1.2	26.4	1.6	29.6	1.9	33.6	2995	500
73219	7311-04C 05000-W0BK8-00	4X 50	19X1.78	1.4	31.0	2.0	35.0	2.1	39.5	4130	500
73220	7311-04C 07000-W0BK8-00	4X 70	19X2.14	1.4	35.4	2.0	39.4	2.2	44.0	5295	500

MULTI CORE CABLES

Order No.	MESC Code	Cores x Size No.XSq.mm	Strand x Dia No.Xmm	Insulation Thickness mm	Inn. Sh. O. D. mm	Armor Wire Dia. mm	Dia.Over Armor mm	Sheath Thickness mm	Approx. O. D. mm	Approx. Weight Kg/Km	Standard Length m
73221	7361-05C 00150-W0BK8-00	5X1.5	1X1.38	0.8	10.5	0.9	12.3	1.8	16.1	500	1000
73222	7311-05C 00150-W0BK8-00	5X1.5	7X0.53	0.8	11.1	0.9	12.9	1.8	16.7	530	1000
73223	7361-05C 00250-W0BK8-00	5X2.5	1X1.78	0.8	11.6	0.9	13.4	1.8	17.2	595	1000
73224	7311-05C 00250-W0BK8-00	5X2.5	7X0.67	0.8	12.2	0.9	14.0	1.8	17.8	625	1000
73225	7361-05C 00400-W0BK8-00	5X4	1X2.25	1.0	14.0	1.25	16.5	1.8	20.2	900	1000
73226	7311-05C 00400-W0BK8-00	5X4	7X0.85	1.0	14.8	1.25	17.3	1.8	21.0	940	1000
73227	7361-06C 00150-W0BK8-00	6X1.5	1X1.38	0.8	11.6	0.9	13.4	1.8	17.2	565	1000
73228	7311-06C 00150-W0BK8-00	6X1.5	7X0.53	0.8	12.3	0.9	14.1	1.8	17.9	600	1000
73229	7361-06C 00250-W0BK8-00	6X2.5	1X1.78	0.8	12.8	1.25	15.1	1.8	19.2	770	1000
73230	7311-06C 00250-W0BK8-00	6X2.5	7X0.67	0.8	13.5	1.25	16.0	1.8	19.8	815	1000
73231	7361-06C 00400-W0BK8-00	6X4	1X2.25	1.0	15.5	1.25	18.0	1.8	21.7	1000	1000
73232	7311-06C 00400-W0BK8-00	6X4	7X0.85	1.0	16.4	1.25	18.9	1.8	22.6	1055	1000
73233	7361-07C 00150-W0BK8-00	7X1.5	1X1.38	0.8	11.6	0.9	13.4	1.8	17.2	585	1000
73234	7311-07C 00150-W0BK8-00	7X1.5	7X0.53	0.8	12.3	0.9	14.1	1.8	17.9	620	1000
73235	7361-07C 00250-W0BK8-00	7X2.5	1X1.78	0.8	12.8	1.25	15.3	1.8	19.1	800	1000
73236	7311-07C 00250-W0BK8-00	7X2.5	7X0.67	0.8	13.5	1.25	16.0	1.8	19.8	850	1000
73237	7361-07C 00400-W0BK8-00	7X4	1X2.25	1.0	15.5	1.25	18.0	1.8	21.7	1050	1000
73238	7311-07C 00400-W0BK8-00	7X4	7X0.85	1.0	16.4	1.25	18.9	1.8	22.6	1110	1000
73239	7361-08C 00150-W0BK8-00	8X1.5	1X1.38	0.8	12.7	0.9	14.5	1.8	18.2	645	1000
73240	7311-08C 00150-W0BK8-00	8X1.5	7X0.53	0.8	13.4	0.9	15.2	1.8	18.9	700	1000
73241	7361-08C 00250-W0BK8-00	8X2.5	1X1.78	0.8	14.0	1.25	16.5	1.8	20.3	890	1000
73242	7311-08C 00250-W0BK8-00	8X2.5	7X0.67	0.8	14.8	1.25	17.3	1.8	21.0	955	1000
73243	7361-08C 00400-W0BK8-00	8X4	1X2.25	1.0	16.9	1.6	20.1	1.8	23.9	1305	1000
73244	7311-08C 00400-W0BK8-00	8X4	7X0.85	1.0	17.9	1.6	21.1	1.8	24.9	1405	1000
73245	7361-09C 00150-W0BK8-00	9X 1.5	1X1.38	0.8	14.1	0.9	15.9	1.8	19.7	715	1000
73246	7311-09C 00150-W0BK8-00	9X 1.5	7X0.53	0.8	14.9	0.9	16.7	1.8	20.5	790	1000
73247	7361-09C 00250-W0BK8-00	9X 2.5	1X1.78	0.8	14.9	1.25	17.4	1.8	21.2	960	1000
73248	7311-09C 00250-W0BK8-00	9X 2.5	7X0.67	0.8	15.8	1.25	18.3	1.8	22.0	1045	1000
73249	7361-09C 00400-W0BK8-00	9X 4	1X2.25	1.0	18.1	1.6	20.3	1.8	25.0	1410	500
73250	7311-09C 00400-W0BK8-00	9X 4	7X0.85	1.0	19.1	1.6	22.3	1.8	26.1	1550	500
73251	7361-10C 00150-W0BK8-00	10X1.5	1X1.38	0.8	14.7	1.25	17.2	1.8	21.0	875	1000
73252	7311-10C 00150-W0BK8-00	10X1.5	7X0.53	0.8	15.6	1.25	18.1	1.8	21.8	930	1000
73253	7361-10C 00250-W0BK8-00	10X2.5	1X1.78	0.8	16.3	1.25	18.8	1.8	22.6	1045	1000
73254	7311-10C 00250-W0BK8-00	10X2.5	7X0.67	0.8	17.2	1.25	19.7	1.8	23.5	1095	1000
73255	7361-10C 00400-W0BK8-00	10X4	1X2.25	1.0	19.8	1.6	23.0	1.8	26.8	1540	500
73256	7311-10C 00400-W0BK8-00	10X4	7X0.85	1.0	21.0	1.6	24.2	1.8	28.0	1640	500

0.6/1 KV PVC INSULATED WIRE ARMoured CABLES

IEC - 60502-1

BS - 6346

MULTI CORE CABLES

Order No.	MESC Code	Cores x Size No.XSq.mm	Strand x Dia No.Xmm	Insulation Thickness mm	Inn. Sh. O. D. mm	Armor Wire Dia. mm	Dia.Over Armor mm	Sheath Thickness mm	Approx. O. D. mm	Approx. Weight Kg/Km	Standard Length m
73257	7361-12C 00150-WBK8-00	12X1.5	1X1.38	0.8	15.2	1.25	17.7	1.8	21.5	940	1000
73258	7311-12C 00150-WBK8-00	12X1.5	7X0.53	0.8	16.1	1.25	18.6	1.8	22.4	1000	1000
73259	7361-12C 00250-WBK8-00	12X2.5	1X1.78	0.8	16.9	1.25	19.4	1.8	23.2	1145	1000
73260	7311-12C 00250-WBK8-00	12X2.5	7X0.67	0.8	17.8	1.25	20.3	1.8	24.1	1200	1000
73261	7361-12C 00400-WBK8-00	12X4	1X2.25	1.0	20.5	1.6	23.7	1.8	27.5	1690	500
73262	7311-12C 00400-WBK8-00	12X4	7X0.85	1.0	21.7	1.6	24.9	1.8	28.7	1785	500
73263	7361-14C 00150-WBK8-00	14X1.5	1X1.38	0.8	16.0	1.25	18.5	1.8	22.3	1020	1000
73264	7311-14C 00150-WBK8-00	14X1.5	7X0.53	0.8	16.9	1.25	19.4	1.8	23.2	1085	1000
73265	7361-14C 00250-WBK8-00	14X2.5	1X1.78	0.8	17.8	1.6	21.0	1.8	24.7	1385	1000
73266	7311-14C 00250-WBK8-00	14X2.5	7X0.67	0.8	18.8	1.6	22.0	1.8	25.7	1445	500
73267	7361-14C 00400-WBK8-00	14X4	1X2.25	1.0	21.6	1.6	24.8	1.8	28.6	1850	500
73268	7311-14C 00400-WBK8-00	14X4	7X0.85	1.0	22.9	1.6	26.1	1.8	29.9	1950	500
73269	7361-15C 00150-WBK8-00	15X1.5	1X1.38	0.8	16.4	1.25	18.9	1.8	22.7	1060	1000
73270	7311-15C 00150-WBK8-00	15X1.5	7X0.53	0.8	17.4	1.25	19.9	1.8	23.7	1125	1000
73271	7361-15C 00250-WBK8-00	15X2.5	1X1.78	0.8	18.2	1.6	21.4	1.8	25.2	1425	500
73272	7311-15C 00250-WBK8-00	15X2.5	7X0.67	0.8	19.3	1.6	22.5	1.8	26.3	1510	500
73273	7361-15C 00400-WBK8-00	15X4	1X2.25	1.0	22.2	1.6	25.4	1.8	29.2	1930	500
73274	7311-15C 00400-WBK8-00	15X4	7X0.85	1.0	23.6	1.6	26.8	1.8	30.5	2030	500
73275	7361-16C 00150-WBK8-00	16X1.5	1X1.38	0.8	16.9	1.25	19.4	1.8	23.2	1105	1000
73276	7311-16C 00150-WBK8-00	16X1.5	7X0.53	0.8	17.9	1.25	20.4	1.8	24.1	1170	1000
73277	7361-16C 00250-WBK8-00	16X2.5	1X1.78	0.8	18.8	1.6	22.0	1.8	25.7	1485	500
73278	7311-16C 00250-WBK8-00	16X2.5	7X0.67	0.8	19.8	1.6	23.0	1.8	26.8	1570	500
73279	7361-16C 00400-WBK8-00	16X4	1X2.25	1.0	22.9	1.6	26.1	1.9	30.0	2025	500
73280	7311-16C 00400-WBK8-00	16X4	7X0.85	1.0	24.3	1.6	27.5	1.9	31.5	2150	500
73281	7361-19C 00150-WBK8-00	19X1.5	1X1.38	0.8	17.8	1.6	21.0	1.8	24.8	1350	1000
73282	7311-19C 00150-WBK8-00	19X1.5	7X0.53	0.8	18.9	1.6	22.1	1.8	25.8	1440	500
73283	7361-19C 00250-WBK8-00	19X2.5	1X1.78	0.8	19.8	1.6	23.0	1.8	26.8	1640	500
73284	7311-19C 00250-WBK8-00	19X2.5	7X0.67	0.8	21.0	1.6	24.2	1.8	27.9	1725	500
73285	7361-19C 00400-WBK8-00	19X4	1X2.25	1.0	24.2	1.6	27.4	1.9	31.3	2235	500
73286	7311-19C 00400-WBK8-00	19X4	7X0.85	1.0	25.7	1.6	28.9	1.9	32.8	2380	500
73287	7361-20C 00150-WBK8-00	20X1.5	1X1.38	0.8	18.8	1.6	22.0	1.8	25.8	1405	500
73288	7311-20C 00150-WBK8-00	20X1.5	7X0.53	0.8	19.9	1.6	23.1	1.8	26.9	1515	500
73289	7361-20C 00250-WBK8-00	20X2.5	1X1.78	0.8	20.9	1.6	24.1	1.8	27.9	1725	500
73290	7311-20C 00250-WBK8-00	20X2.5	7X0.67	0.8	22.1	1.6	25.3	1.8	29.1	1830	500
73291	7361-20C 00400-WBK8-00	20X4	1X2.25	1.0	25.5	1.6	28.7	1.9	30.7	2365	500
73292	7311-20C 00400-WBK8-00	20X4	7X0.85	1.0	27.1	1.6	30.3	1.9	34.3	2510	500
73293	7361-24C 00150-WBK8-00	24X1.5	1X1.38	0.8	20.9	1.6	24.1	1.8	27.9	1595	500
73294	7311-24C 00150-WBK8-00	24X1.5	7X0.53	0.8	22.1	1.6	25.3	1.8	29.1	1715	500
73295	7361-24C 00250-WBK8-00	24X2.5	1X1.78	0.8	23.3	1.6	26.5	1.9	30.5	1995	500
73296	7311-24C 00250-WBK8-00	24X2.5	7X0.67	0.8	24.7	1.6	27.9	1.9	31.9	2095	500
73297	7361-24C 00400-WBK8-00	24X4	1X2.25	1.0	28.9	2.0	32.9	2.1	37.3	3035	500
73298	7311-24C 00400-WBK8-00	24X4	7X0.85	1.0	30.7	2.0	34.7	2.1	39.1	3225	500
73299	7361-27C 00150-WBK8-00	27X1.5	1X1.38	0.8	21.4	1.6	24.6	1.8	28.4	1690	500
73300	7311-27C 00150-WBK8-00	27X1.5	7X0.53	0.8	22.7	1.6	25.9	1.8	29.7	1815	500
73301	7361-27C 00250-WBK8-00	27X2.5	1X1.78	0.8	23.8	1.6	27.0	1.9	31.0	2115	500
73302	7311-27C 00250-WBK8-00	27X2.5	7X0.67	0.8	25.3	1.6	28.5	1.9	32.4	2220	500
73303	7361-27C 00400-WBK8-00	27X4	1X2.25	1.0	29.6	2.0	33.6	2.1	38.0	3230	500
73304	7311-27C 00400-WBK8-00	27X4	7X0.85	1.0	31.4	2.0	35.4	2.1	39.9	3435	500
73305	7361-30C 00150-WBK8-00	30X1.5	1X1.38	0.8	22.1	1.6	25.3	1.8	29.1	1805	500
73306	7311-30C 00150-WBK8-00	30X1.5	7X0.53	0.8	23.5	1.6	26.7	1.8	30.5	1920	500
73307	7361-30C 00250-WBK8-00	30X2.5	1X1.78	0.8	24.7	1.6	27.9	1.9	31.9	2250	500
73308	7311-30C 00250-WBK8-00	30X2.5	7X0.67	0.8	26.2	1.6	29.4	1.9	33.4	2380	500
73309	7361-30C 00400-WBK8-00	30X4	1X2.25	1.0	30.7	2.0	34.7	2.1	39.1	3465	500
73310	7311-30C 00400-WBK8-00	30X4	7X0.85	1.0	32.6	2.0	36.6	2.1	41.0	3675	500
73311	7361-37C 00150-WBK8-00	37X1.5	1X1.38	0.8	24.0	1.6	27.2	1.9	31.2	2055	500
73312	7311-37C 00150-WBK8-00	37X1.5	7X0.53	0.8	25.4	1.6	28.0	1.9	32.6	2205	500
73313	7361-37C 00250-WBK8-00	37X2.5	1X1.78	0.8	26.8	1.6	30.0	2.0	34.2	2605	500
73314	7311-37C 00250-WBK8-00	37X2.5	7X0.67	0.8	28.4	1.6	31.6	2.0	35.8	2750	500

0.6/1 KV PVC INSULATED WIRE ARMoured CABLES

IEC - 60502-1


BS - 6346

MULTI CORE CABLES

Order No.	MESC Code	Cores x Size No.XSq.mm	Strand x Dia No.Xmm	Insulation Thickness mm	Inn. Sh. O. D. mm	Armor Wire Dia. mm	Dia.Over Armor mm	Sheath Thickness mm	Approx. O. D. mm	Approx. Weight Kg/Km	Standard Length m
73315	7361-40C00150-WBK8-00	40 X1.5	1X1.38	0.8	25.5	1.6	28.7	1.9	32.7	2200	500
73316	7311-40C00150-WBK8-00	40 X1.5	7X0.53	0.8	27.1	1.6	30.3	1.9	34.3	2355	500
73317	7361-40C00250-WBK8-00	40 X2.5	1X1.78	0.8	28.9	2.0	32.9	2.1	37.3	3085	500
73318	7311-40C00250-WBK8-00	40 X2.5	7X0.67	0.8	30.6	2.0	34.6	2.1	39.0	3265	500
73319	7361-48C00150-WBK8-00	48 X1.5	1X1.38	0.8	27.5	2.0	31.5	2.0	35.7	2715	500
73320	7311-48C00150-WBK8-00	48 X1.5	7X0.53	0.8	29.3	2.0	33.3	2.0	37.5	2915	500
73321	7361-48C00250-WBK8-00	48 X2.5	1X1.78	0.8	31.2	2.0	35.2	2.1	39.6	3495	500
73322	7311-48C00250-WBK8-00	48 X2.5	7X0.67	0.8	33.1	2.0	37.1	2.1	41.5	3700	500
73323	7361-61C00150-WBK8-00	61 X1.5	1X1.38	0.8	30.5	2.0	34.5	2.1	38.9	3240	500
73324	7311-61C00150-WBK8-00	61 X1.5	7X0.53	0.8	32.4	2.0	36.4	2.1	40.8	3470	500

0.6/1 KV XLPE INSULATED SCREENED CABLES (N2XCY)

IEC - 60502-1



Application : Can be used indoors or outdoors in cable ducts, cable trays, conduits or underground in power and switching stations, local distribution systems, industrial plants and commercial buildings.

Construction

- | **Conductor*** : Annealed plain copper conductor, stranded as per class 2 of IEC-60228
- | **Insulation** : Solid extruded XLPE as per IEC-60502-1.
- | **Core colours**** :
 - 2 Core : Blue & Brown.
 - 3 Core : Blue, Black & Brown.
 - 4 Core : Blue, Black, Brown & Black.
 - 5 Core & above : White cores with Number printing.
- | **Inner covering** : Extruded PVC compatible with the operating temperature of the conductor.
- | **Screening** : The screen shall consist of copper wires laid over the inner covering with a transverse helix of copper tape.
The screen area shall be as follows :

No. of Cores	Screen Cross Sectional Area
Under 12	Equivalent to conductor cross section
12 & under 19	not less than 2.5 sq. mm
19 & over	not less than 4 sq. mm
- | **Outer Sheath** : Extruded PVC Type ST-2 as per IEC-60502-1 passes flame retardance test as per IEC-60332-1. Also passes flame test as per IEC-60332-3 Cat C.

Technical Data

- | **Conductor resistance** : As per class 1 & 2 of IEC-60228.
- | **Working voltage** : 600 / 1000 Volts.
- | **Test Voltage** : 3.5 kV. RMS or 8.4 kV. DC for 5 minutes
- | **Temperature** : -25°C to +90°C.
- | **Bending Radius** :
 - Upto 25mm O.D. : 8 X Cables Ø.
 - Above 25mm O.D. : 10 X Cables Ø.
- | **Maximum short circuit temperature** : 250°C (5 Seconds Max.).
- | **For current ratings of these cables** : Refer to Technical Section of the catalogue.

NOTE : These cables comply completely with EWR/ESR specification.

* Solid conductors for 1.5 mm², 2.5 mm² & 4 mm², can be supplied on request.

** Other colour codes can be supplied on request.

0.6/1 KV XLPE INSULATED SCREENED CABLES (N2XCY)

IEC 60502-1

2 CORE

Order No.	MESC CODE	Cores X Size No.XSq.mm	Strand X Diameter No.X mm	Insulation Thickness mm	Sheath Thickness mm	Approx. O. D mm.	Approx. Weight Kg/Km	Standard Length m
79001	7914-02C00150-U0BK8-00	2X1.5	7X0.53	0.7	1.8	13.1	233	1000
79002	7914-02C00250-U0BK8-00	2X2.5	7X0.67	0.7	1.8	14.1	283	1000
79003	7914-02C00400-U0BK8-00	2X4	7X0.85	0.7	1.8	15.5	356	1000
79004	7914-02C00600-U0BK8-00	2X6	7X1.04	0.7	1.8	16.7	446	1000
79005	7914-02C01000-U0BK8-00	2X10	7X1.35	0.7	1.8	18.9	627	1000
79006	7914-02C01600-U0BK8-00	2X16	7X1.70	0.7	1.8	21.3	865	1000
79007	7914-02C02500-U0BK8-00	2X25	7X2.14	0.9	1.8	25.0	1266	1000
79008	7914-02C03500-U0BK8-00	2X35	7X2.52	0.9	1.8	27.6	1641	500
79009	7914-02C05000-U0BK8-00	2X50	19X1.78	1.0	1.9	31.1	2137	500
79010	7914-02C07000-U0BK8-00	2X70	19X2.14	1.1	2.0	35.6	2954	500

3 CORE

Order No.	MESC CODE	Cores X Size No.XSq.mm	Strand X Diameter No.X mm	Insulation Thickness mm	Sheath Thickness mm	Approx. O. D mm.	Approx. Weight Kg/Km	Standard Length m
79011	7914-03C00150-U0BK8-00	3X1.5	7X0.53	0.7	1.8	13.6	256	1000
79012	7914-03C00250-U0BK8-00	3X2.5	7X0.67	0.7	1.8	14.6	314	1000
79013	7914-03C00400-U0BK8-00	3X4	7X0.85	0.7	1.8	16.0	402	1000
79014	7914-03C00600-U0BK8-00	3X6	7X1.04	0.7	1.8	17.4	511	1000
79015	7914-03C01000-U0BK8-00	3X10	7X1.35	0.7	1.8	19.8	731	1000
79016	7914-03C01600-U0BK8-00	3X16	7X1.70	0.7	1.8	22.3	1023	1000
79017	7914-03C02500-U0BK8-00	3X25	7X2.14	0.9	1.8	26.3	1511	500
79018	7914-03C03500-U0BK8-00	3X35	7X2.52	0.9	1.8	29.0	1980	500
79019	7914-03C05000-U0BK8-00	3X50	19X1.78	1.0	2.0	33.0	2591	500
79020	7914-03C07000-U0BK8-00	3X70	19X2.14	1.1	2.1	37.8	3604	500

4 CORE

Order No.	MESC CODE	Cores X Size No.XSq.mm	Strand X Diameter No.X mm	Insulation Thickness mm	Sheath Thickness mm	Approx. O. D mm.	Approx. Weight Kg/Km	Standard Length m
79021	7914-04C00150-U0BK8-00	4X1.5	7X0.53	0.7	1.8	14.3	285	1000
79022	7914-04C00250-U0BK8-00	4X2.5	7X0.67	0.7	1.8	15.5	354	1000
79023	7914-04C00400-U0BK8-00	4X4	7X0.85	0.7	1.8	17.0	458	1000
79024	7914-04C00600-U0BK8-00	4X6	7X1.04	0.7	1.8	18.5	588	1000
79025	7914-04C01000-U0BK8-00	4X10	7X1.35	0.7	1.8	21.1	850	1000
79026	7914-04C01600-U0BK8-00	4X16	7X1.70	0.7	1.8	23.9	1202	1000
79027	7914-04C02500-U0BK8-00	4X25	7X2.14	0.9	1.8	28.3	1787	500
79028	7914-04C03500-U0BK8-00	4X35	7X2.52	0.9	1.9	31.4	2368	500
79029	7914-04C05000-U0BK8-00	4X50	19X1.78	1.0	2.1	35.8	3103	500

0.6/1 KV XLPE INSULATED SCREENED CABLES (N2XC Y)


IEC 60502-1

MULTI CORE

Order No.	MESC CODE	Cores X Size No.XSq.mm	Strand X Diameter No.X mm	Insulation Thickness mm	Sheath Thickness mm	Approx. O. D mm.	Approx. Weight Kg/Km	Standard Length m
79030	7914-05C00150-U0BK8-00	5 X1.5	7X0.53	0.7	1.8	15.2	318	1000
79031	7914-05C00250-U0BK8-00	5 X2.5	7X0.67	0.7	1.8	16.5	399	1000
79032	7914-05C00400-U0BK8-00	5 X4	7X0.85	0.7	1.8	18.1	521	1000
79033	7914-06C00150-U0BK8-00	6 X1.5	7X0.53	0.7	1.8	16.1	353	1000
79034	7914-06C00250-U0BK8-00	6 X2.5	7X0.67	0.7	1.8	17.5	446	1000
79035	7914-06C00400-U0BK8-00	6 X4	7X0.85	0.7	1.8	19.3	593	1000
79036	7914-07C00150-U0BK8-00	7 X1.5	7X0.53	0.7	1.8	16.1	373	1000
79037	7914-07C00250-U0BK8-00	7 X2.5	7X0.67	0.7	1.8	17.5	475	1000
79038	7914-07C00400-U0BK8-00	7 X4	7X0.85	0.7	1.8	19.3	638	1000
79039	7914-10C00150-U0BK8-00	10 X1.5	7X0.53	0.7	1.8	19.1	491	1000
79040	7914-10C00250-U0BK8-00	10 X2.5	7X0.67	0.7	1.8	20.9	630	1000
79041	7914-10C00400-U0BK8-00	10 X4	7X0.85	0.7	1.8	23.2	842	1000
79042	7914-12C00150-U0BK8-00	12 X1.5	7X0.53	0.7	1.8	19.8	552	1000
79043	7914-12C00250-U0BK8-00	12 X2.5	7X0.67	0.7	1.8	21.5	701	1000
79044	7914-12C00400-U0BK8-00	12 X4	7X0.85	0.7	1.8	23.8	946	1000
79045	7914-16C00150-U0BK8-00	16 X1.5	7X0.53	0.7	1.8	21.4	662	1000
79046	7914-16C00250-U0BK8-00	16 X2.5	7X0.67	0.7	1.8	23.3	855	1000
79047	7914-16C00400-U0BK8-00	16 X4	7X0.85	0.7	1.8	26.0	1169	500
79048	7914-19C00150-U0BK8-00	19 X1.5	7X0.53	0.7	1.8	22.5	754	1000
79049	7914-19C00250-U0BK8-00	19 X2.5	7X0.67	0.7	1.8	24.5	979	1000
79050	7914-19C00400-U0BK8-00	19 X4	7X0.85	0.7	1.9	27.4	1340	500
79051	7914-24C00150-U0BK8-00	24 X1.5	7X0.53	0.7	1.8	25.5	905	500
79052	7914-24C00250-U0BK8-00	24 X2.5	7X0.67	0.7	1.8	28.0	1185	500
79053	7914-24C00400-U0BK8-00	24 X4	7X0.85	0.7	2.0	31.6	1658	500
79054	7914-27C00150-U0BK8-00	27 X1.5	7X0.53	0.7	1.8	26.0	975	500
79055	7914-27C00250-U0BK8-00	27 X2.5	7X0.67	0.7	1.9	28.7	1300	500
79056	7914-27C00400-U0BK8-00	27 X4	7X0.85	0.7	2.1	32.4	1824	500
79057	7914-30C00150-U0BK8-00	30 X1.5	7X0.53	0.7	1.8	26.7	1049	500
79058	7914-30C00250-U0BK8-00	30 X2.5	7X0.67	0.7	1.9	29.6	1413	500
79059	7914-30C00400-U0BK8-00	30 X4	7X0.85	0.7	2.1	33.4	1987	500
79060	7914-37C00150-U0BK8-00	37 X1.5	7X0.53	0.7	1.9	28.7	1235	500
79061	7914-37C00250-U0BK8-00	37 X2.5	7X0.67	0.7	2.0	31.8	1674	500
79062	7914-37C00400-U0BK8-00	37 X4	7X0.85	0.7	2.2	36.0	2367	500
79063	7914-48C00150-U0BK8-00	48 X1.5	7X0.53	0.7	2.0	32.5	1539	500
79064	7914-48C00250-U0BK8-00	48 X2.5	7X0.67	0.7	2.1	36.1	2098	500

0.6/1.0 KV XLPE INSULATED STEEL TAPE ARMoured CABLES

IEC - 60502-1



Application : Can be used indoors or outdoors in cable ducts, cable trays, conduits or underground locations under mechanical stresses in power and switching stations, local distribution systems, industrial plants and commercial buildings.

Construction

- | **Conductor** : Annealed plain copper conductor stranded as per class 2 of IEC-60228.
- | **Insulation** : Solid extruded XLPE as per IEC-60502-1.
- | **Core colours*** : 2 Core : Red & Black .
3 Core : Red, Yellow & Blue.
4 Core : Red, Yellow, Blue & Black.
5 Core & above : Black cores with number printing.
- | **Inner covering** : Extruded PVC compatible with the operating temperature of the conductor.
- | **Steel Tape Armour** : Double galvanized steel tape each of 0.2 mm thickness shall be applied hellically over the inner sheath, as per IEC-60502.
- | **Outer Sheath** : Extruded Black PVC Type ST-2 as per IEC-60502, passes flame retardance test as per IEC-60332-1. Also passes flame test as per IEC-60332-3 Cat C.

Technical Data

- | **Conductor resistance** : As per class 1 & 2 of IEC-60228.
- | **Working voltage** : 600 / 1000 Volts.
- | **Test Voltage** : 3.5 kV. RMS or 8.4 kV. DC for 5 minutes
- | **Temperature** : -25°C to + 90°C.
- | **Bending Radius** : 6 X Cable Ø.
- | **Maximum short circuit temperature** : 250°C (5 Seconds Max.).
- | **For current ratings of these cables** : Refer to Technical Section of the catalogue.

* Other colour codes can be supplied on request.

0.6/1.0 KV XLPE INSULATED STEEL TAPE ARMoured CABLES IEC - 60502

2 CORE

Order No.	MESC Code	Cores X Size No.XSq.mm	Strandx Dia No.Xmm	Insulation Thickness mm	Inn. Sh. O. D. mm	Armor Tape Thck. mm	Dia.Over Armor mm	Sheath Thickness mm	Approx. O. D. mm	Approx. Weight Kg/Km	Std. Dly. Length m
76329	7614-02C00150-G0BK8-00	2X 1.5	7X0.53	0.7	8.4	0.2	9.8	1.8	13.2	286	1000
76330	7614-02C00250-G0BK8-00	2X 2.5	7X0.67	0.7	9.2	0.2	10.2	1.8	14.0	332	1000
76331	7614-02C00400-G0BK8-00	2X 4	7X0.85	0.7	10.3	0.2	11.3	1.8	15.1	400	1000
76332	7614-02C00600-G0BK8-00	2X 6	7X1.04	0.7	11.4	0.2	12.4	1.8	16.2	479	1000
76333	7614-02C01000-G0BK8-00	2X 10	7X1.35	0.7	13.3	0.2	14.3	1.8	18.1	629	1000
76334	7614-02C01600-G0BK8-00	2X 16	7X1.70	0.7	15.4	0.2	16.4	1.8	20.2	828	1000
76335	7614-02C02500-G0BK8-00	2X 25	7X2.14	0.9	18.8	0.2	19.8	1.8	23.6	1168	1000
76336	7614-02C03500-G0BK8-00	2X 35	7X2.52	0.9	21.1	0.2	22.1	1.8	25.9	1465	500
76337	7614-02C05000-G0BK8-00	2X 50	19X1.78	1.0	24.2	0.2	25.2	1.8	29.0	1863	500
76338	7614-02C07000-G0BK8-00	2X 70	19X2.14	1.1	28.2	0.2	29.2	1.9	33.2	2514	500

3 CORE

Order No.	MESC Code	Cores X Size No.XSq.mm	Strandx Dia No.Xmm	Insulation Thickness mm	Inn. Sh. O. D. mm	Armor Tape Thck. mm	Dia.Over Armor mm	Sheath Thickness mm	Approx. O. D. mm	Approx. Weight Kg/Km	Std. Dly. Length m
76339	7614-03C00150-G0BK8-00	3X 1.5	7X0.53	0.7	8.9	0.2	9.9	1.8	13.7	313	1000
76340	7614-03C00250-G0BK8-00	3X 2.5	7X0.67	0.7	9.8	0.2	10.8	1.8	14.6	370	1000
76341	7614-03C00400-G0BK8-00	3X 4	7X0.85	0.7	11.0	0.2	12.0	1.8	15.8	452	1000
76342	7614-03C00600-G0BK8-00	3X 6	7X1.04	0.7	12.2	0.2	13.2	1.8	17.0	551	1000
76343	7614-03C01000-G0BK8-00	3X 10	7X1.35	0.7	14.2	0.2	15.2	1.8	19.0	740	1000
76344	7614-03C01600-G0BK8-00	3X 16	7X1.70	0.7	16.5	0.2	17.5	1.8	21.3	994	1000
76345	7614-03C02500-G0BK8-00	3X 25	7X2.14	0.9	20.2	0.2	21.2	1.8	25.0	1423	1000
76346	7614-03C03500-G0BK8-00	3X 35	7X2.52	0.9	22.6	0.2	23.6	1.8	27.4	1809	500
76347	7614-03C05000-G0BK8-00	3X 50	19X1.78	1.0	26.0	0.2	27.0	1.8	30.8	2910	500
76348	7614-03C07000-G0BK8-00	3X 70	19X2.14	1.1	30.7	0.2	31.7	2.0	35.9	3218	500

4 CORE CABLES WITH REDUCED NEUTRAL (3 & 1/2 Core)

Order No.	MESC Code	Cores X Size No.XSq.mm	Strandx Dia No.Xmm	Insulation Thickness mm	Inn. Sh. O. D. mm	Armor Tape Thck. mm	Dia.Over Armor mm	Sheath Thickness mm	Approx. O. D. mm	Approx. Weight Kg/Km	Std. Dly. Length m
76349	7614-03/5C01000-G0BK8-00	3X 10/6	7X1.35	0.7	14.8	0.2	15.8	1.8	19.6	774	1000
			7X1.04	0.7							
76350	7614-03/5C01600-G0BK8-00	3X 16/10	7X1.7	0.7	17.3	0.2	18.3	1.8	22.1	1056	1000
			7X1.35	0.7							
76351	7614-03/5C02500-G0BK8-00	3X 25/16	7X2.14	0.9	21.1	0.2	22.1	1.8	25.9	1515	500
			7X1.7	0.7							
76352	7614-03/5C03500-G0BK8-00	3X 35/16	7X2.52	0.9	23.1	0.2	24.1	1.8	27.9	1857	500
			7X1.7	0.7							
76353	7614-03/5C05000-G0BK8-00	3X 50/25	19X1.78	1.0	27.0	0.2	28.0	1.9	32.0	2449	500
			7X2.14	0.9							
76354	7614-03/5C07000-G0BK8-00	3X 70/35	19X2.14	1.1	31.7	0.2	32.7	2.0	36.9	3363	500
			7X2.52	0.9							

4 CORE

Order No.	MESC Code	Cores X Size No.XSq.mm	Strandx Dia No.Xmm	Insulation Thickness mm	Inn. Sh. O. D. mm	Armor Tape Thck. mm	Dia.Over Armor mm	Sheath Thickness mm	Approx. O. D. mm	Approx. Weight Kg/Km	Std. Dly. Length m
76355	7614-04C00150-G0BK8-00	4X 1.5	7X0.53	0.7	9.7	0.2	10.7	1.8	14.5	335	1000
76356	7614-04C00250-G0BK8-00	4X 2.5	7X0.67	0.7	10.7	0.2	11.7	1.8	15.5	400	1000
76357	7614-04C00400-G0BK8-00	4X 4	7X0.85	0.7	12.0	0.2	13.0	1.8	16.8	518	1000
76358	7614-04C00600-G0BK8-00	4X 6	7X1.04	0.7	13.3	0.2	14.3	1.8	18.1	614	1000
76359	7614-04C01000-G0BK8-00	4X 10	7X1.35	0.7	15.6	0.2	16.6	1.8	20.4	848	1000
76360	7614-04C01600-G0BK8-00	4X 16	7X1.70	0.7	18.1	0.2	19.1	1.8	22.9	1158	1000
76361	7614-04C02500-G0BK8-00	4X 25	7X2.14	0.9	22.3	0.2	23.3	1.8	27.1	1671	500
76362	7614-04C03500-G0BK8-00	4X 35	7X2.52	0.9	25.0	0.2	26.0	1.8	29.8	2148	500
76363	7614-04C05000-G0BK8-00	4X 50	19X1.78	1.0	28.7	0.2	29.7	1.9	33.7	2783	500
76364	7614-04C07000-G0BK8-00	4X 70	19X2.14	1.1	33.9	0.2	34.9	2.1	39.3	3883	500

0.6/1 KV XLPE INSULATED STEEL TAPE ARMoured CABLES IEC - 60502-1

MULTI CORE CABLES

Order No.	MESC Code	Cores X Size No.XSq.mm	Strandx Dia No.Xmm	Insulation Thickness mm	Inn. Sh. O. D. mm	Armor Tape Thick. mm	Dia.Over Armor mm	Sheath Thickness mm	Approx. O. D. mm	Approx. Weight Kg/Km	Standard Length m
76365	7614-05C00150-G0BK8-00	5 X 1.5	7X0.53	0.7	10.5	0.2	11.5	1.8	15.3	375	1000
76366	7614-05C00250-G0BK8-00	5 X 2.5	7X0.67	0.7	11.7	0.2	12.7	1.8	16.5	453	1000
76367	7614-05C00400-G0BK8-00	5 X 4	7X0.85	0.7	13.1	0.2	14.1	1.8	17.9	567	1000
76368	7614-06C00150-G0BK8-00	6 X 1.5	7X0.53	0.7	11.7	0.2	12.5	1.8	16.3	418	1000
76369	7614-06C00250-G0BK8-00	6 X 2.5	7X0.67	0.7	12.9	0.2	13.7	1.8	17.5	507	1000
76370	7614-06C00400-G0BK8-00	6 X 4	7X0.85	0.7	14.6	0.2	15.4	1.8	19.2	642	1000
76371	7614-07C00150-G0BK8-00	7 X 1.5	7X0.53	0.7	11.7	0.2	12.5	1.8	16.3	437	1000
76372	7614-07C00250-G0BK8-00	7 X 2.5	7X0.67	0.7	12.9	0.2	13.7	1.8	17.5	535	1000
76373	7614-07C00400-G0BK8-00	7 X 4	7X0.85	0.7	14.6	0.2	15.4	1.8	19.2	684	1000
76374	7614-08C00150-G0BK8-00	8 X 1.5	7X0.53	0.7	13.1	0.2	13.9	1.8	17.7	491	1000
76375	7614-08C00250-G0BK8-00	8 X 2.5	7X0.67	0.7	14.5	0.2	15.3	1.8	19.1	604	1000
76376	7614-08C00400-G0BK8-00	8 X 4	7X0.85	0.7	16.4	0.2	17.2	1.8	21.0	774	1000
76377	7614-09C00150-G0BK8-00	9 X 1.5	7X0.53	0.7	14.1	0.2	14.9	1.8	18.7	537	1000
76378	7614-09C00250-G0BK8-00	9 X 2.5	7X0.67	0.7	15.7	0.2	16.5	1.8	20.3	664	1000
76379	7614-09C00400-G0BK8-00	9 X 4	7X0.85	0.7	17.6	0.2	18.6	1.8	22.4	855	1000
76380	7614-10C00150-G0BK8-00	10 X 1.5	7X0.53	0.7	14.8	0.2	15.6	1.8	19.4	571	1000
76381	7614-10C00250-G0BK8-00	10 X 2.5	7X0.67	0.7	16.4	0.2	17.2	1.8	21.0	708	1000
76382	7614-10C00400-G0BK8-00	10 X 4	7X0.85	0.7	18.6	0.2	19.4	1.8	23.2	916	1000
76383	7614-12C00150-G0BK8-00	12 X 1.5	7X0.53	0.7	15.3	0.2	16.1	1.8	19.9	624	1000
76384	7614-12C00250-G0BK8-00	12 X 2.5	7X0.67	0.7	17.0	0.2	17.8	1.8	21.6	782	1000
76385	7614-12C00400-G0BK8-00	12 X 4	7X0.85	0.7	19.3	0.2	19.4	1.8	23.9	1023	1000
76386	7614-15C00150-G0BK8-00	15 X 1.5	7X0.53	0.7	16.9	0.2	17.7	1.8	21.5	721	1000
76387	7614-15C00250-G0BK8-00	15 X 2.5	7X0.67	0.7	18.9	0.2	19.7	1.8	23.5	914	1000
76388	7614-15C00400-G0BK8-00	15 X 4	7X0.85	0.7	21.4	0.2	22.2	1.8	26.0	1206	500
76389	7614-16C00150-G0BK8-00	16 X 1.5	7X0.53	0.7	16.9	0.2	17.7	1.8	21.5	744	1000
76390	7614-16C00250-G0BK8-00	16 X 2.5	7X0.67	0.7	18.9	0.2	19.7	1.8	23.5	947	1000
76391	7614-16C00400-G0BK8-00	16 X 4	7X0.85	0.7	21.4	0.2	22.2	1.8	26.0	1255	500
76392	7614-19C00150-G0BK8-00	19 X 1.5	7X0.53	0.7	17.9	0.2	18.7	1.8	22.5	826	1000
76393	7614-19C00250-G0BK8-00	19 X 2.5	7X0.67	0.7	20.0	0.2	20.8	1.8	24.6	1060	1000
76394	7614-19C00400-G0BK8-00	19 X 4	7X0.85	0.7	22.7	0.2	23.5	1.8	27.3	1418	500
76395	7614-24C00150-G0BK8-00	24 X 1.5	7X0.53	0.7	20.9	0.2	21.7	1.8	25.5	997	500
76396	7614-24C00250-G0BK8-00	24 X 2.5	7X0.67	0.7	23.5	0.2	24.3	1.8	28.1	1289	500
76397	7614-24C00400-G0BK8-00	24 X 4	7X0.85	0.7	26.7	0.2	27.5	1.9	31.5	1750	500
76398	7614-27C00150-G0BK8-00	27 X 1.5	7X0.53	0.7	21.4	0.2	22.2	1.8	26.0	1068	500
76399	7614-27C00250-G0BK8-00	27 X 2.5	7X0.67	0.7	24.0	0.2	24.8	1.8	28.6	1391	500
76400	7614-27C00400-G0BK8-00	27 X 4	7X0.85	0.7	27.4	0.2	28.2	1.9	32.2	1900	500
76401	7614-30C00150-G0BK8-00	30 X 1.5	7X0.53	0.7	22.2	0.2	23.0	1.8	26.8	1147	500
76402	7614-30C00250-G0BK8-00	30 X 2.5	7X0.67	0.7	24.9	0.2	25.7	1.8	29.5	1500	500
76403	7614-30C00400-G0BK8-00	30 X 4	7X0.85	0.7	28.4	0.2	29.2	1.9	33.2	2057	500
76404	7614-37C00150-G0BK8-00	37 X 1.5	7X0.53	0.7	23.8	0.2	24.8	1.8	28.6	1328	500
76405	7614-37C00250-G0BK8-00	37 X 2.5	7X0.67	0.7	27.0	0.2	27.8	1.9	31.8	1768	500
76406	7614-37C00400-G0BK8-00	37 X 4	7X0.85	0.7	31.2	0.2	32.2	2.0	36.4	2481	500
76407	7614-48C00150-G0BK8-00	48 X 1.5	7X0.53	0.7	27.6	0.2	28.4	1.9	32.4	1643	500
76408	7614-48C00250-G0BK8-00	48 X 2.5	7X0.67	0.7	31.4	0.2	32.2	2.0	36.4	2241	500

0.6/1.0 KV XLPE INSULATED, LEAD SHEATHED, WIRE ARMoured CABLES

Specification : IEC 60502-1

CU/XLPE/LC/SWA/PVC #C x.....MM2 600/1000 V MESC 2005

Application : Can be used indoors or outdoors in cable ducts, cable trays, conduits or underground in power and switching stations, local distribution systems, industrial plants and commercial buildings.

Construction

- | **Conductor** : Annealed plain copper conductor solid as per class 1 and stranded as per class 2 of IEC-60228.
- | **Insulation** : Solid extruded XLPE as per IEC- 60502-1.
- | **Core colours** : 2 Core : Red & Black
: 3 Core : Red, Yellow & Blue
: 4 Core : Red, Yellow, Blue & Black
: 5 Core & above : Black cores with Number printing.
- | **Inner covering** : Extruded PVC compatible with the operating temperature of the conductor.
- | **Lead sheath** : Extruded lead sheath over the inner covering as per IEC 60502-1.
- | **Separation sheath** : Extruded black PVC Type ST2 as per IEC-60502-1.
- | **Outer Sheath** : Extruded PVC Type ST2 as per IEC-60502-1, passes flame retardance test as per IEC-60332-1. Also passes flame test as per IEC-60333 Cat C.

Technical Data

- | **Conductor resistance** : As per class 1 & 2 of IEC-60228.
- | **Working voltage** : 600 / 1000 Volts.
- | **Test Voltage** : 3.5 kV. RMS or 8.4 kV. DC for 5 minutes
- | **Temperature** : -25°C to +90°C
- | **Bending Radius** : 12 X Cable \varnothing
- | **Maximum short circuit temperature** : 250°C (5 Seconds Max.)
- | **For current ratings of these cables** : Refer to Technical Section of the catalogue.
- | **Embossing legend** : CU/XLPE/LC/SWA/PVC#C x.....MM2 600/1000V MESC 2005 IEC-60502-1

0.6/1.0 KV XLPE INSULATED, LEAD SHEATHED, WIRE ARMoured CABLES

2 Core Cables

Order No.	MESC Code	Cores X Size No.XSq.mm	Strandx Dia No.Xmm	Insulation Thickness mm	Inn. Sh. O. D. mm	Armor Tape Thck. mm	Dia.Over Armor mm	Sheath Thickness mm	Approx. O. D. mm	Approx. Weight Kg/Km	Std. Dly. Length m
76409	7614-02C00150-WLBK8-I0	2X 1.5	7X0.53	0.7	13.3	1.25	15.8	1.8	19.6	1103	1000
76410	7614-02C00250-WLBK8-I0	2X 2.5	7X0.67	0.7	14.1	1.25	16.6	1.8	20.3	1204	1000
76411	7614-02C00400-WLBK8-I0	2X 4	7X0.85	0.7	15.2	1.25	17.7	1.8	21.5	1346	1000
76412	7614-02C00600-WLBK8-I0	2X 6	7X1.04	0.7	16.4	1.25	18.9	1.8	22.6	1493	1000
76413	7614-02C01000-WLBK8-I0	2X 10	7X1.35	0.7	18.2	1.6	21.4	1.8	25.2	1907	1000
76414	7614-02C01600-WLBK8-I0	2X 16	7X1.70	0.7	20.3	1.6	23.5	1.8	27.3	2258	500
76415	7614-02C02500-WLBK8-I0	2X 25	7X2.14	0.9	23.8	1.6	27.0	1.8	30.7	2857	500
76416	7614-02C03500-WLBK8-I0	2X 35	7X2.52	0.9	26.1	1.6	29.2	1.9	33.2	3331	500
76417	7614-02C05000-WLBK8-I0	2X 50	19X1.78	1.0	29.3	2.0	33.3	2.0	37.5	4328	500
76418	7614-02C07000-WLBK8-I0	2X 70	19X2.14	1.1	33.3	2.0	37.5	2.2	42.1	5460	500

3 Core Cables

Order No.	MESC Code	Cores X Size No.XSq.mm	Strandx Dia No.Xmm	Insulation Thickness mm	Inn. Sh. O. D. mm	Armor Tape Thck. mm	Dia.Over Armor mm	Sheath Thickness mm	Approx. O. D. mm	Approx. Weight Kg/Km	Std. Dly. Length m
76419	7614-03C00150-WLBK8-I0	3X 1.5	7X0.53	0.7	13.8	1.25	16.3	1.8	20.1	1160	1000
76420	7614-03C00250-WLBK8-I0	3X 2.5	7X0.67	0.7	14.7	1.25	17.2	1.8	21.0	1284	1000
76421	7614-03C00400-WLBK8-I0	3X 4	7X0.85	0.7	15.9	1.25	18.4	1.8	22.2	1435	1000
76422	7614-03C00600-WLBK8-I0	3X 6	7X1.04	0.7	17.1	1.25	19.6	1.8	23.4	1616	1000
76423	7614-03C01000-WLBK8-I0	3X 10	7X1.35	0.7	19.1	1.6	22.3	1.8	26.1	2088	1000
76424	7614-03C01600-WLBK8-I0	3X 16	7X1.70	0.7	21.4	1.6	24.6	1.8	28.4	2502	1000
76425	7614-03C02500-WLBK8-I0	3X 25	7X2.14	0.9	25.1	1.6	28.3	1.9	32.3	3216	500
76426	7614-03C03500-WLBK8-I0	3X 35	7X2.52	0.9	27.8	1.6	31.0	2.0	35.2	3900	500
76427	7614-03C05000-WLBK8-I0	3X 50	19X1.78	1.0	31.3	2.0	35.3	2.1	39.7	5070	500
76428	7614-03C07000-WLBK8-I0	3X 70	19X2.14	1.1	36.2	2.0	40.2	2.2	44.8	6501	500

4 Core Cables With Reduced Neutral (3 1/2 Core)

Order No.	MESC Code	Cores X Size No.XSq.mm	Strandx Dia No.Xmm	Insulation Thickness mm	Inn. Sh. O. D. mm	Armor Tape Thck. mm	Dia.Over Armor mm	Sheath Thickness mm	Approx. O. D. mm	Approx. Weight Kg/Km	Std. Dly. Length m
76429	7614-03/5C01000-WLBK8-I0	3X 10/6	7X1.35 7X1.04	0.7 0.7	19.9	1.6	23.1	1.8	26.9	2230	1000
76430	7614-03/5C01600-WLBK8-I0	3X 16/10	7X1.7 7X1.35	0.7 0.7	22.4	1.6	25.6	1.8	29.4	2700	1000
76431	7614-03/5C02500-WLBK8-I0	3X 25/16	7X2.14 7X1.7	0.9 0.7	26.1	1.6	29.3	1.9	33.3	3460	500
76432	7614-03/5C03500-WLBK8-I0	3X 35/16	7X2.52 7X1.7	0.9 0.7	28.4	1.6	31.6	2.0	35.8	4000	500
76433	7614-03/5C05000-WLBK8-I0	3X 50/25	19X1.78 7X2.14	1.0 0.9	32.4	0.2	36.4	2.1	40.8	5160	500
76434	7614-03/5C07000-WLBK8-I0	3X 70/35	19X2.14 7X2.52	1.1 0.9	37.3	0.2	41.3	2.3	46.2	6600	500

0.6/1 KV XLPE INSULATED, LEAD SHEATHED, WIRE ARMoured CABLES

4 CORE CABLES

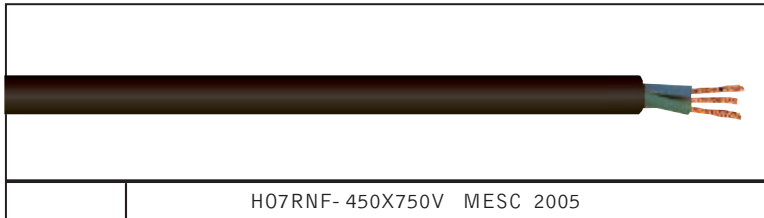
Order No.	MESC Code	Cores X Size No.XSq.mm	Strandx Dia No.Xmm	Insulation Thickness mm	Inn. Sh. O. D. mm	Armor Wire Dia. mm	Dia.Over Armor mm	Sheath Thickness mm	Approx. O. D. mm	Approx. Weight Kg/Km	Standard Length m
76435	7614-04C00150-WLBK8-IO	4X1.5	7X0.53	0.7	14.6	1.25	15.8	1.8	20.9	1249	1000
76436	7614-04C00250-WLBK8-IO	4X2.5	7X0.67	0.7	15.6	1.25	16.6	1.8	21.9	1389	1000
76437	7614-04C00400-WLBK8-IO	4X 4	7X0.85	0.7	16.9	1.25	17.7	1.8	23.2	1573	1000
76438	7614-04C00600-WLBK8-IO	4X 6	7X1.04	0.7	18.2	1.6	18.9	1.8	25.2	1918	1000
76439	7614-04C01000-WLBK8-IO	4X 10	7X1.35	0.7	20.5	1.6	21.4	1.8	27.5	2327	1000
76440	7614-04C01600-WLBK8-IO	4X 16	7X1.70	0.7	23.0	1.6	23.5	1.8	30.0	2813	1000
76441	7614-04C02500-WLBK8-IO	4X 25	7X2.14	0.7	27.4	1.6	27.0	1.9	34.6	3757	500
76442	7614-04C03500-WLBK8-IO	4X 35	7X2.52	0.9	30.1	2.0	29.2	2.1	38.5	4748	500
76443	7614-04C05000-WLBK8-IO	4X 50	19X1.78	1.0	34.0	2.0	33.3	2.2	42.7	5847	500

MULTI CORE CABLES

Order No.	MESC Code	Cores X Size No.XSq.mm	Strandx Dia No.Xmm	Insulation Thickness mm	Inn. Sh. O. D. mm	Armor Wire Dia. mm	Dia.Over Armor mm	Sheath Thickness mm	Approx. O. D. mm	Approx. Weight Kg/Km	Standard Length m
76444	7614-05C00150-WLBK8-IO	5X1.5	7X0.53	0.7	15.5	1.25	18.1	1.8	21.7	1347	1000
76445	7614-05C00250-WLBK8-IO	5X2.5	7X0.67	0.7	16.6	1.25	19.1	1.8	22.9	1505	1000
76446	7614-05C00400-WLBK8-IO	5X4	7X0.85	0.7	18.1	1.6	21.3	1.8	25.0	1862	1000
76447	7614-05C00150-WLBK8-IO	6X1.5	7X0.53	0.7	16.4	1.25	18.9	1.8	22.7	1449	1000
76448	7614-05C00250-WLBK8-IO	6X2.5	7X0.67	0.7	17.7	1.6	20.9	1.8	24.6	1765	1000
76449	7614-05C00400-WLBK8-IO	6X4	7X0.85	0.7	19.3	1.6	22.5	1.8	26.3	2020	1000
76450	7614-05C00150-WLBK8-IO	7X1.5	7X0.53	0.7	16.4	1.25	18.9	1.8	22.7	1468	1000
76451	7614-05C00250-WLBK8-IO	7X2.5	7X0.67	0.7	17.7	1.6	20.9	1.8	24.6	1794	1000
76452	7614-05C00400-WLBK8-IO	7X4	7X0.85	0.7	19.3	1.6	22.5	1.8	26.3	2065	1000
76453	7614-05C00150-WLBK8-IO	8X1.5	7X0.53	0.7	17.8	1.6	21.0	1.8	24.8	1769	1000
76454	7614-05C00250-WLBK8-IO	8X2.5	7X0.67	0.7	19.2	1.6	22.4	1.8	26.2	1980	1000
76455	7614-05C00400-WLBK8-IO	8X4	7X0.85	0.7	21.1	1.6	24.3	1.8	28.1	2300	1000
76456	7614-05C00150-WLBK8-IO	9X1.5	7X0.53	0.7	18.9	1.6	22.1	1.8	25.8	1895	1000
76457	7614-05C00250-WLBK8-IO	9X2.5	7X0.67	0.7	20.5	1.6	23.7	1.8	27.4	2143	1000
76458	7614-05C00400-WLBK8-IO	9X4	7X0.85	0.7	22.5	1.6	25.7	1.8	29.5	2476	1000
76459	7614-05C00150-WLBK8-IO	10X1.5	7X0.53	0.7	19.5	1.6	22.7	1.8	26.5	1972	1000
76460	7614-05C00250-WLBK8-IO	10X2.5	7X0.67	0.7	21.2	1.6	24.4	1.8	28.1	2234	1000
76461	7614-05C00400-WLBK8-IO	10X4	7X0.85	0.7	23.3	1.6	26.5	1.8	30.3	2606	500
76462	7614-05C00150-WLBK8-IO	12X1.5	7X0.53	0.7	20.0	1.6	23.2	1.8	27.7	2063	1000
76463	7614-05C00250-WLBK8-IO	12X2.5	7X0.67	0.7	21.7	1.6	24.9	1.8	28.7	2351	1000
76464	7614-05C00400-WLBK8-IO	12X4	7X0.85	0.7	24.0	1.6	27.2	1.8	31.0	2760	500
76465	7614-05C00150-WLBK8-IO	14X1.5	7X0.53	0.7	20.8	1.6	24.0	1.8	27.7	2170	1000
76466	7614-05C00250-WLBK8-IO	14X2.5	7X0.67	0.7	22.6	1.6	25.8	1.8	29.6	2483	1000
76467	7614-05C00400-WLBK8-IO	14X4	7X0.85	0.7	25.0	1.6	28.2	1.9	32.2	2963	500
76468	7614-05C00150-WLBK8-IO	16X1.5	7X0.53	0.7	21.6	1.6	24.8	1.8	28.6	2304	1000
76469	7614-05C00250-WLBK8-IO	16X2.5	7X0.67	0.7	23.6	1.6	26.8	1.8	30.6	2645	500
76470	7614-05C00400-WLBK8-IO	16X4	7X0.85	0.7	26.2	1.6	29.8	1.9	33.4	3169	500
76471	7614-05C00150-WLBK8-IO	19X1.5	7X0.53	0.7	22.6	1.6	26.4	1.8	29.6	2447	500
76472	7614-05C00250-WLBK8-IO	19X2.5	7X0.67	0.7	24.7	1.6	28.5	1.9	31.9	2859	500
76473	7614-05C00400-WLBK8-IO	19X4	7X0.85	0.7	27.6	1.6	30.8	2.0	35.0	3555	500
76474	7614-05C00150-WLBK8-IO	24X1.5	7X0.53	0.7	25.7	1.6	28.9	1.9	32.9	2869	500
76475	7614-05C00250-WLBK8-IO	24X2.5	7X0.67	0.7	28.4	2	32.4	2.0	36.6	3736	500
76476	7614-05C00400-WLBK8-IO	24X4	7X0.85	0.7	31.8	2	35.8	2.1	40.2	4608	500
76477	7614-05C00150-WLBK8-IO	27X1.5	7X0.53	0.7	26.2	1.6	29.4	1.9	33.3	2950	500
76478	7614-05C00250-WLBK8-IO	27X2.5	7X0.67	0.7	28.9	2	32.9	2	37.1	3867	500
76479	7614-05C00400-WLBK8-IO	27X4	7X0.85	0.7	32.5	2	36.5	2.1	40.9	4821	500
76480	7614-05C00150-WLBK8-IO	30X1.5	7X0.53	0.7	27.1	1.6	30.3	1.9	34.3	3220	500
76481	7614-05C00250-WLBK8-IO	30X2.5	7X0.67	0.7	29.8	2	33.8	2.1	38.2	4091	500
76482	7614-05C00400-WLBK8-IO	30X4	7X0.85	0.7	33.5	2	37.5	2.2	42.1	5082	500
76483	7614-05C00150-WLBK8-IO	37X1.5	7X0.53	0.7	29.0	2	33.0	2.0	37.2	3802	500
76484	7614-05C00250-WLBK8-IO	37X2.5	7X0.67	0.7	32.1	2	36.1	2.1	40.5	4640	500
76485	7614-05C00150-WLBK8-IO	48X1.5	7X0.53	0.7	33.5	2	37.5	2.2	42.1	4668	500

RUBBER CABLE H07RN-F

Specification : BS-7919



Application : These heavy duty rubber sheathed cables are suitable for use in dry, damp and wet locations in open air and in workshops having an explosive atmosphere for medium mechanical stresses. Suitable for use with industrial and agricultural appliances, heating installations, electric tools and also for transportable motors and machines. Also suitable for fixed installations on plaster, in temporary residential buildings and for wiring of constructional components like lifts and cranes. Can be used upto 1000 volts for fixed installation and as rotor connection cable for motors.

Construction

- | **Conductor** : Annealed plain copper stranded as per class 5 of IEC-60228.
- | **Insulation** : Rubber Type EI 4 as per BS 7655.
- | **Core Identification** :
 - Single core : Black.
 - Two core : Blue & Brown.
 - Three core : Green, Blue & Brown.
 - Four core : Green, Black, Blue & Brown.
 - Five core : Green, Black, Blue, Brown & Black.
 - Six core and above : In the outer layer one core coloured Light Blue, the consecutive core coloured Brown and the other cores coloured Black. In the other layers one core coloured Brown and the other cores coloured Black.
- | **Assembly** : Cores twisted together to make a round assembly. Where centre filler is required it is composed of cotton. A binder tape is applied over the assembly if required.
- | **Outer Sheath** : Black coloured rubber Type EM 2 as per BS 7655. Sheath material is oil resistant and flame retardant as per IEC-60332-1. The sheath shall fill the outer interstices between the cores.

Technical Data

- | **Temperature Range** : - 30°C to + 60°C.
- | **Working voltage** : 450 / 750 volts.
- | **Conductor Resistance** : As per class 5 of IEC-60228.
- | **Minimum bending radius** :
 - 4 X cable Ø for fixed installation
 - 5 X cable Ø for guiding over roller.

CURRENT CARRYING CAPACITY AT 30°C

Area (mm ²)	Single Phase (A)	Three Phase (A)	Area (mm ²)	Single Phase (A)	Three Phase (A)
1.0	10	10	16	76	66
1.5	15	15	25	100	85
2.5	20	20	35	120	100
4	33	28	50	150	130
6	42	36	70	180	160
10	57	49	90	220	190

If more than 3 conductors are loaded simultaneously, the current rating must be adjusted with the following factors:

No. of simultaneously loaded cores	5	7	8	12	18	24
Correction factors	0.73	0.65	0.62	0.53	0.45	0.40

Correction factor for ambient temperature :

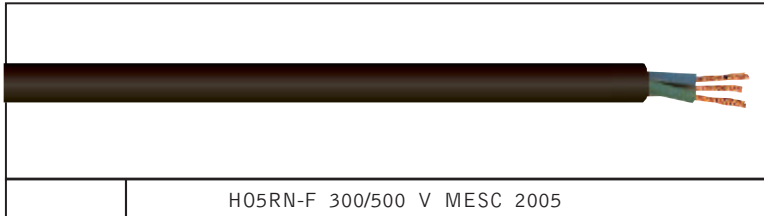
Ambient temperature	35°C	40°C	45°C	50°C	55°C
Correction factor	0.91	0.82	0.71	0.57	0.41

RUBBER CABLE H07RN-F

Order No.	MESC Code	Cores No.	SIZE Sq.mm	Strands X diameter No. X mm	Insulation thickness mm	Sheath thickness mm	Approx. O.D. mm	Approx. Weight Kg/Km
81001	8185-01C00150-UOBK8-00	1	1.5	30X0.25	0.8	1.4	6.2	52
81002	8185-01C00250-UOBK8-00	1	2.5	50X0.25	0.9	1.4	6.8	67
81003	8185-01C00400-UOBK8-00	1	4	56X0.3	1.0	1.5	7.8	94
81004	8185-01C00600-UOBK8-00	1	6	84X0.3	1.0	1.6	8.6	122
81005	8185-01C01000-UOBK8-00	1	10	80X0.4	1.2	1.8	10.4	190
81006	8185-01C01600-UOBK8-00	1	16	126X0.4	1.2	1.9	11.6	260
81007	8185-01C02500-UOBK8-00	1	25	196X0.4	1.4	2.0	13.5	375
81008	8185-01C03500-UOBK8-00	1	35	276X0.4	1.4	2.2	15.1	497
81009	8185-01C05000-UOBK8-00	1	50	396X0.4	1.6	2.4	17.5	691
81010	8185-01C07000-UOBK8-00	1	70	360X0.5	1.6	2.6	19.8	956
81011	8185-01C09500-UOBK8-00	1	95	475X0.5	1.8	2.8	22.3	1240
81012	8185-02C00100-UOBK8-00	2	1	32X0.2	0.8	1.3	8.7	97
81013	8185-02C00150-UOBK8-00	2	1.5	30X0.25	0.8	1.5	9.6	120
81014	8185-02C00250-UOBK8-00	2	2.5	50X0.25	0.9	1.7	11.3	173
81015	8185-02C00400-UOBK8-00	2	4	56X0.3	1.0	1.8	13.0	239
81016	8185-02C00600-UOBK8-00	2	6	84X0.3	1.0	2.0	14.6	315
81017	8185-02C01000-UOBK8-00	2	10	80X0.4	1.2	3.1	19.7	565
81018	8185-02C01600-UOBK8-00	2	16	126X0.4	1.2	3.3	22.2	761
81019	8185-02C02500-UOBK8-00	2	25	196X0.4	1.4	3.6	26.2	1098
81020	8185-03C00100-UOBK8-00	3	1	32X0.2	0.8	1.4	9.4	118
81021	8185-03C00150-UOBK8-00	3	1.5	30X0.25	0.8	1.6	10.3	146
81022	8185-03C00250-UOBK8-00	3	2.5	50X0.25	0.9	1.8	12.1	210
81023	8185-03C00400-UOBK8-00	3	4	56X0.3	1.0	1.9	14.0	297
81024	8185-03C00600-UOBK8-00	3	6	84X0.3	1.0	2.1	15.6	390
81025	8185-03C01000-UOBK8-00	3	10	80X0.4	1.2	3.3	21.2	704
81026	8185-03C01600-UOBK8-00	3	16	126X0.4	1.2	3.5	23.8	956
81027	8185-04C00100-UOBK8-00	4	1	32X0.2	0.8	1.5	10.4	145
81028	8185-04C00150-UOBK8-00	4	1.5	30X0.25	0.8	1.7	11.3	177
81029	8185-04C00250-UOBK8-00	4	2.5	50X0.25	0.9	1.9	13.3	257
81030	8185-04C00400-UOBK8-00	4	4	56X0.3	1.0	2.0	15.4	364
81031	8185-04C00600-UOBK8-00	4	6	84X0.3	1.0	2.3	17.4	490
81032	8185-04C01000-UOBK8-00	4	10	80X0.4	1.2	3.4	23.0	851
81033	8185-04C01600-UOBK8-00	4	16	126X0.4	1.2	3.6	25.9	1167
81034	8185-05C00100-UOBK8-00	5	1	32X0.2	0.8	1.6	11.4	175
81035	8185-05C00150-UOBK8-00	5	1.5	30X0.25	0.8	1.8	12.5	217
81036	8185-05C00250-UOBK8-00	5	2.5	50X0.25	0.9	2.0	14.7	313
81037	8185-05C00400-UOBK8-00	5	4	56X0.3	1.0	2.2	17.1	447
81038	8185-05C00600-UOBK8-00	5	6	84X0.3	1.0	2.5	19.3	600
81039	8185-05C01000-UOBK8-00	5	10	80X0.4	1.2	3.6	25.4	1034
81040	8185-06C00150-UOBK8-00	6	1.5	30X0.25	0.8	2.5	15.1	301
81041	8185-12C00150-UOBK8-00	12	1.5	30X0.25	0.8	2.9	19.7	528
81042	8185-18C00150-UOBK8-00	18	1.5	30X0.25	0.8	3.2	23.1	743
81043	8185-24C00150-UOBK8-00	24	1.5	30X0.25	0.8	3.5	26.9	971
81044	8185-06C00250-UOBK8-00	6	2.5	50X0.25	0.9	2.7	17.5	423
81045	8185-12C00250-UOBK8-00	12	2.5	50X0.25	0.9	3.1	22.8	747
81046	8185-18C00250-UOBK8-00	18	2.5	50X0.25	0.9	3.5	27.0	1069
81047	8185-06C00400-UOBK8-00	6	4	56X0.3	1.0	2.9	20.1	590
81048	8185-12C00400-UOBK8-00	12	4	56X0.3	1.0	3.5	26.8	1075

RUBBER CABLE H05RN-F & H05RRF

Specification : BS-6500



Application : These cables are suitable for general use in dry and damp locations, kitchens and offices. Suitable for use with appliances like vacuum cleaners, cooking appliances, soldering irons, toaster etc., where the cables are subject to low or moderate mechanical stress.

Construction

- | **Conductor** : Annealed plain copper stranded as per class 5 of IEC-60228.
- | **Insulation** : Rubber Type EI 4 as per BS 6899.
- | **Core Identification** : Two core : Blue & Brown
Three core : Green, Blue & Brown
Four core : Green, Black, Blue & Brown
Five core : Green, Black, Blue, Brown & Black
- | **Assembly** : Cores twisted together to make a round assembly. Where centre filler is required it is composed of cotton. A binder tape is applied over the assembly if required.
- | **Outer Sheath H05RN-F** : Black coloured rubber Type EM-2 as per BS 6899.
H05RR-F : Black coloured rubber Type EM-3 as per BS 6899.
Flame retardant to Iec 60332-1.

Technical Data

- | **Temperature Range** : - 30¼C to + 60¼C.
- | **Working voltage** : 300 / 500 volts.
- | **Conductor Resistance** : As per class 5 of IEC-60228.
- | **Minimum bending radius** : 7.5 X cable ̄.

CURRENT CARRYING CAPACITY AT 30¼C

Area (mm ²)	Single Phase or Three Phase
0.75	6
1.0	10
1.5	15
2.5	20

Correction factor for ambient temperature:-

Ambient temperature	35¼C	40¼C	45¼C	50¼C	55¼C
Correction factor	0.96	0.92	0.87	0.71	0.50

RUBBER CABLE H05RN-F & H05RRF


Order No.	MESC CODE	Cores No.	Size Sq.mm	Strand X Diameter No.X mm	Insulation Thickness mm	Sheath Thickness mm	Approx. O. D mm.	Approx. Weight Kg/Km
86001	8685-02C00075-U0BK8-00	2	0.75	24X0.2	0.6	0.8	6.5	58
86002	8685-02C00100-U0BK8-00	2	1	32X0.2	0.6	0.9	7.0	69
86003	8685-02C00150-U0BK8-00	2	1.5	30X0.25	0.8	1.0	8.6	104
86004	8685-02C00250-U0BK8-00	2	2.5	50X0.25	0.9	1.1	10.2	153
86005	8685-03C00075-U0BK8-00	3	0.75	24X0.2	0.6	0.9	7.1	73
86006	8685-03C00100-U0BK8-00	3	1	32X0.2	0.6	0.9	7.4	84
86007	8685-03C00150-U0BK8-00	3	1.5	30X0.25	0.8	1.0	9.2	128
86008	8685-03C00250-U0BK8-00	3	2.5	50X0.25	0.9	1.1	10.8	186
86009	8685-04C00075-U0BK8-00	4	0.75	24X0.2	0.6	0.9	7.7	87
86010	8685-04C00100-U0BK8-00	4	1	32X0.2	0.6	0.9	8.1	102
86011	8685-04C00150-U0BK8-00	4	1.5	30X0.25	0.8	1.1	10.2	157
86012	8685-04C00250-U0BK8-00	4	2.5	50X0.25	0.9	1.2	12.0	230
86013	8685-05C00075-U0BK8-00	5	0.75	24X0.2	0.6	1.0	8.6	110
86014	8685-05C00100-U0BK8-00	5	1	32X0.2	0.6	1.0	9.0	126
86015	8685-05C00150-U0BK8-00	5	1.5	30X0.25	0.8	1.1	11.1	189
86016	8685-05C00250-U0BK8-00	5	2.5	50X0.25	0.9	1.3	13.4	286

* The codes given above are for H05RN-F cables. for ordering H05RR-F cables please change the second digit in the

WELDING CABLE

90°C

Specification: ICEA S-19-81



Application: Used as a flexible lead from welding machine to electrode holder. It is suitable for flexible use under rugged conditions, on assembly lines and conveyor systems, in machine tool manufacturing and ship building.

Construction

- | **Conductor** : Plain copper conductor as per ASTM B 3, stranded to class M of ASTM B172. A separator is applied over the conductor.
- | **Jacket** : Thermoset material meeting the requirement of ICEA S-19-81.

Technical Data

- | **Temperature range** : - 25 °C to + 90 °C.
- | **Minimum Bending Radius** : 12 X Cable Ø.

Order No.	MESC CODE	SIZE AWG	STRANDS X DIA NO X mm	JACKET THICKNESS mm	APPROX. O. D. mm	APPROX. WEIGHT Kg/Km
83001	83P5-01C6AWG-U0BK8-00	6	665 X 0.16	1.78	9.2	198
83002	83P5-01C4AWG-U0BK8-00	4	1064 X 0.16	1.78	10.7	291
83003	83P5-01C2AWG-U0BK8-00	2	1666 X 0.16	1.78	12.4	428
83004	83P5-01C1AWG-U0BK8-00	1	2107 X 0.16	1.78	13.5	527
83005	83P5-01C1/0AW-U0BK8-00	1/0	2646 X 0.16	2.29	15.8	685
83006	83P5-01C2/0AW-U0BK8-00	2/0	3325 X 0.16	2.29	17.1	837

Current Carrying Capacity

WELDING MACHINE RATING AMPERE	LENGTH UPTO 45 FT. AWG	LENGTHS FROM 46 FT. TO 100 FT. AWG	LENGTHS FROM 101 FT. - 250 FT. AWG
75	4	4	4
100	2	2	2
200	1	1	2/0
300	1/0	2/0	X
400	2/0	X	X

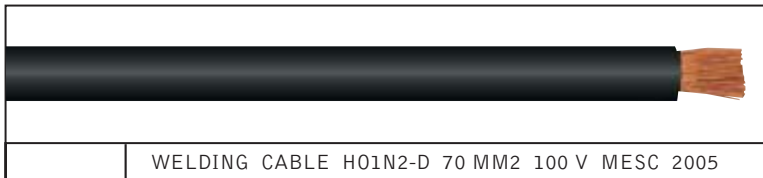
Packing: Supplied on Wooden Reels of 500/1000 Meters.

WELDING CABLE

H01N2-D

NSLFFÖU

Specification: VDE 0282 PART 803 OR HD 22.6 S1



Application : Designed for the transmission of high currents from the electrical welding machine to the welding tool.

Construction

- | **Conductor** : Annealed plain copper stranded to class 6 of IEC-60228. A separator is applied over the conductor.
- | **Sheath** : Black Neoprene sheath composed of chlorinated rubber compound type EM5. Sheath is oil resistant and flame retardant to IEC -60332-1.

Technical Data

- | **Minimum bending radius** : 12 X Cable Ø.
- | **Conductor resistance** : As per class 6 of IEC- 60228.
- | **Working voltage** : 100 Volts.
- | **Temperature range** : - 25 °C to+ 80 °C.

Order No.	MESC CODE	SIZE Sq. mm	STRANDS X DIA. NO X mm	SHEATH THICKNESS mm	APPROX. O. D. mm	APPROX. WEIGHT Kg./Km.	CURRENT RATING Ampere
83007	8385-01C01000-UOBK8-00	10	322 X 0.2	2.0	9.0	159	94
83008	8385-01C01600-UOBK8-00	16	513 X 0.2	2.0	10.2	225	130
83009	8385-01C02500-UOBK8-00	25	798 X 0.2	2.0	11.7	321	171
83010	8385-01C03500-UOBK8-00	35	1121 X 0.2	2.0	13.1	426	210
83011	8385-01C05000-UOBK8-00	50	1596 X 0.2	2.2	15.3	593	263
83012	8385-01C07000-UOBK8-00	70	2221 X 0.2	2.4	17.6	809	325
83013	8385-01C09500-UOBK8-00	95	2997 X 0.2	2.6	20.1	1073	388

Packing: Supplied on Wooden Reels of 500/1000 Meters.

TECHNICAL INFORMATION

TECHNICAL INFORMATION

0.6/1 KV CABLES CURRENT CARRYING CAPACITY (AMPERE)

Nominal Cross Section sq.mm	For PVC Insulated Cables						5 Core & Above
	3 & 4 Core Cables		2 Core Cables		Single Core Cables		
	In Ground	In Air	In Ground	In Air	In Ground	In Air	
1.5	26	18.5	32	20	40	26	For Multi Core Cables See Table Below
2.5	34	25	42	27	54	35	
4	44	34	54	37	70	46	
6	56	43	68	48	90	58	
10	75	60	90	66	122	79	
16	98	80	116	89	160	105	
25	128	106	150	118	206	140	
35	157	131	181	145	249	174	
50	185	159	215	176	296	212	
70	228	202	264	224	365	269	
95	275	244	317	271	438	331	
120	313	282	360	314	499	386	
150	353	324	406	361	561	442	
185	399	371	458	412	637	511	
240	464	436	537	484	743	612	
300	524	481	609	549	843	707	
400	600	560	729	657	986	859	
500	-	-	-	749	1125	1000	

Nominal Cross Section sq.mm	For XLPE Insulated Cables						5 Core & Above
	3 & 4 Core Cables		2 Core Cables		Single Core Cables		
	In Ground	In Air	In Ground	In Air	In Ground	In Air	
1.5	30	24	37	26	38	32	For Multi Core Cables See Table Below
2.5	40	32	49	35	51	43	
4	52	42	67	46	66	56	
6	64	53	78	59	82	71	
10	86	73	103	80	109	96	
16	111	96	131	107	139	128	
25	143	130	168	145	179	173	
35	173	160	199	177	213	212	
50	205	195	238	216	251	258	
70	252	247	292	274	307	328	
95	303	305	349	339	366	404	
120	346	355	398	395	416	471	
150	390	407	449	453	465	541	
185	441	469	506	521	526	626	
240	511	551	591	612	610	749	
300	580	638	674	728	689	864	
400	663	746	806	875	788	1018	
500	-	-	-	-	889	1173	

Above current carrying capacities are based on the following conditions:

Laying in Conduit

Ambient temperature : 30°C
Load factor : 1.0

Laying in soil

Ambient temperature : 20°C
Load factor : 0.7
Thermal resistivity of the soil : 1 K.m/W

Laying in air

Ambient temperature : 30°C
Load factor : 1.0

Depth of laying : 70 cm
Flat formation clearance : 7 cm

Cables are protected from direct sunlight.

Rating factors for multicore cables

No. of Cores	5	7	10	14	19	24	40	61
Factors in Ground	0.7	0.6	0.5	0.45	0.4	0.35	0.3	0.25
Factors in Air	0.75	0.65	0.55	0.5	0.45	0.4	0.35	0.3

TECHNICAL INFORMATION

0.6/1 KV CABLES

CURRENT CARRYING CAPACITY

For cable installation in other conditions, the current rating can be determined by the use of various rating factors given hereunder :

INSTALLATION IN GROUND

A. Factors for variation in ambient temperature and thermal resistivity of the soil.

Insulation Type	Thermal Resistivity of the soil K.m/W	0.7		1.0		1.5		2.5
	Load Factor ρ	0.7	1.0	0.7	1.0	0.7	1.0	0.7-1.0
	Soil Temperature $^{\circ}\text{C}$							
XLPE	10	1.16	1.05	1.05	0.98	0.95	0.91	0.86
	15	1.14	1.03	1.02	0.95	0.92	0.89	0.84
	20	1.12	1.0	1.0	0.93	0.90	0.86	0.81
	25			0.98	0.90	0.87	0.84	0.78
	30			0.95	0.88	0.84	0.81	0.75
	35					0.82	0.78	0.72
	40							0.68
PVC	10	1.19	1.06	1.06	0.97	0.94	0.89	0.83
	15	1.17	1.03	1.03	0.94	0.91	0.86	0.79
	20	1.14	1.01	1.00	0.91	0.87	0.83	0.76
	25			0.97	0.88	0.84	0.79	0.72
	30			0.94	0.85	0.80	0.76	0.68
	35					0.77	0.72	0.63
	40							0.59

B. Factors for grouping in soil

Single core cables in flat formation

Clearance between systems: 7 cm.

Insulation Type	Load Factor	0.7				1.0
	Thermal Resistivity of the soil K.m/W	0.7	1.0	1.5	2.5	0.7-2.5
	No. of systems in the trench ρ					
XLPE	1	0.99	1.00	1.01	1.03	0.85
	2	0.86	0.87	0.88	0.88	0.71
	3	0.77	0.77	0.78	0.79	0.62
	4	0.73	0.73	0.74	0.74	0.58
	5	0.69	0.70	0.70	0.71	0.55
	6	0.67	0.68	0.68	0.69	0.53
	8	0.64	0.65	0.65	0.65	0.52
	10	0.62	0.63	0.63	0.63	0.49
PVC	1	0.98	1.00	1.01	1.02	0.85
	2	0.86	0.87	0.88	0.89	0.71
	3	0.77	0.78	0.79	0.79	0.62
	4	0.73	0.74	0.74	0.75	0.58
	5	0.70	0.70	0.71	0.71	0.55
	6	0.68	0.68	0.69	0.69	0.53
	8	0.65	0.65	0.65	0.66	0.51
	10	0.63	0.63	0.63	0.64	0.49

TECHNICAL INFORMATION

0.6/1 KV CABLES

CURRENT CARRYING CAPACITY

C. Factors for grouping in soil
Single core cables in trefoil formation
Clearance between systems: 7 cm, 25 cm

Insulation Type	Load Factor	0.7				1.0					
	Thermal Resistivity of the soil (K.m/W)	0.7		1.0		1.5		2.5		0.7 - 2.5	
	Clearance (cm)	7	25	7	25	7	25	7	25	7	25
	No. of systems in the trench										
XLPE	1	0.99	0.99	1.00	1.00	1.01	1.01	1.03	1.03	0.87	0.87
	2	0.84	0.89	0.85	0.89	0.86	0.90	0.87	0.91	0.71	0.75
	3	0.74	0.81	0.75	0.82	0.76	0.82	0.76	0.83	0.61	0.67
	4	0.69	0.78	0.70	0.78	0.70	0.79	0.71	0.79	0.56	0.64
	5	0.65	0.74	0.66	0.75	0.66	0.75	0.67	0.76	0.52	0.60
	6	0.62	0.72	0.63	0.73	0.63	0.73	0.64	0.74	0.50	0.59
	8	0.58	0.70	0.59	0.70	0.59	0.70	0.59	0.71	0.46	0.56
PVC	1	0.99	0.99	1.0	1.0	1.01	1.01	1.01	1.01	0.87	0.87
	2	0.84	0.89	0.85	0.90	0.86	0.91	0.87	0.92	0.71	0.75
	3	0.74	0.82	0.75	0.82	0.76	0.83	0.77	0.84	0.61	0.67
	4	0.69	0.78	0.70	0.79	0.71	0.79	0.71	0.80	0.56	0.64
	5	0.65	0.75	0.66	0.76	0.66	0.76	0.67	0.77	0.52	0.60
	6	0.62	0.73	0.63	0.74	0.64	0.74	0.64	0.75	0.50	0.59
	8	0.58	0.70	0.59	0.71	0.59	0.71	0.60	0.72	0.46	0.56
	10	0.55	0.69	0.56	0.69	0.56	0.69	0.57	0.70	0.44	0.54

D. Factors for grouping in soil
3, 4 & 5 core cables laid side by side
Clearance between cables: 7 cm

Insulation Type	Load Factor	0.7				1.0
	Thermal Resistivity of the soil K.m/W	0.7	1.0	1.5	2.5	0.7 - 2.5
	No. of cables in the trench					
XLPE	1	0.99	1.00	1.01	1.02	0.89
	2	0.84	0.85	0.86	0.87	0.72
	3	0.74	0.75	0.77	0.77	0.62
	4	0.69	0.70	0.71	0.72	0.57
	5	0.65	0.66	0.67	0.67	0.53
	6	0.63	0.63	0.64	0.65	0.51
	8	0.59	0.59	0.60	0.60	0.47
PVC	1	0.94	1.00	1.01	1.02	0.89
	2	0.85	0.86	0.87	0.88	0.72
	3	0.75	0.76	0.77	0.78	0.62
	4	0.70	0.71	0.72	0.73	0.57
	5	0.66	0.67	0.68	0.68	0.53
	6	0.64	0.64	0.65	0.65	0.51
	8	0.59	0.60	0.61	0.61	0.47
	10	0.57	0.57	0.58	0.58	0.44

E. Factors relating to depth of laying

DEPTH (Mtr)	FACTORS
0.5	1.03
0.7	1.0
1.0	0.96
1.2	0.93
1.5	0.91

TECHNICAL INFORMATION

0.6/1 KV CABLES CURRENT CARRYING CAPACITY

INSTALLATION IN AIR

A. Factors for variation in ambient temperature:

AIR TEMPERATURE t_a		10	15	20	25	30	35	40	45	50
INSULATION	XLPE	1.15	1.12	1.08	1.4	1.0	0.96	0.91	0.87	0.82
	PVC	1.22	1.17	1.12	1.07	1.0	0.94	0.87	0.79	0.71

B. Factors for grouping in air.

Single core cables in three phase systems.

Arrangement of cables	In flat formation, clearance = cable diameter d Distance from wall ≥ 2 cm			In flat formation, clearance = 2d Distance from wall ≥ 2 cm				
	Number of systems side by side	1	2	3	1	2	3	
Laying on the ground		0,92	0,89	0,88		0,95	0,90	0,88
Laying on cable troughs (restricted air circulation)	Number of troughs							
	1	0,92	0,89	0,88		0,95	0,90	0,88
	2	0,87	0,84	0,83		0,90	0,85	0,83
	3	0,84	0,82	0,81		0,88	0,83	0,81
Laying on cable grills (unrestricted air circulation)	Number of grills							
	1	1,00	0,97	0,96		1,00	0,98	0,96
	2	0,97	0,94	0,93		1,00	0,95	0,93
	3	0,96	0,93	0,92		1,00	0,94	0,92
Number of systems above each other	1					1		
	2					2		
Arranged on frameworks or at walls		0,94	0,91	0,89		0,89	0,86	0,84

TECHNICAL INFORMATION

0.6/1 KV CABLES

FACTORS FOR CURRENT CARRYING CAPACITY

C. Factors for grouping in air.

Multicore cables in three phase systems.

Arrangement of cables	clearance = cable diameter d Distance from wall 2 cm					Cables touching each other and in contact with the wall					
	1	2	3	6	9	1	2	3	6	9	
Laying on the ground	0,95	0,90	0,88	0,85	0,84	0,90	0,84	0,80	0,75	0,73	
Laying on cable troughs (restricted air circulation)	1	0,95	0,90	0,88	0,85	0,84	0,95	0,84	0,80	0,75	0,73
	2	0,90	0,85	0,83	0,81	0,80	0,95	0,80	0,76	0,71	0,69
	3	0,88	0,83	0,81	0,79	0,78	0,95	0,78	0,74	0,70	0,68
	6	0,86	0,81	0,79	0,77	0,76	0,95	0,76	0,72	0,68	0,66
Laying on cable grills (unrestricted air circulation)	1	1,00	0,98	0,96	0,93	0,92	0,95	0,84	0,80	0,75	0,73
	2	1,00	0,95	0,93	0,90	0,89	0,95	0,80	0,76	0,71	0,69
	3	1,00	0,94	0,92	0,89	0,88	0,95	0,78	0,74	0,70	0,68
	6	1,00	0,93	0,90	0,87	0,86	0,95	0,76	0,72	0,68	0,66
Number of cables above each other	1	2	3	6	9	1	2	3	6	9	
Arranged on frameworks or at walls	1,00	0,93	0,90	0,87	0,86	0,95	0,78	0,73	0,68	0,66	

TECHNICAL INFORMATION

0.6/1 KV CABLES SHORT CIRCUIT CURRENTS(KA)

A. Permissible short circuit currents for copper conductors with xlpe insulation

AREA (Sq.mm)	TRIPPING TIMES (SECONDS)												
	0.2	0.3	0.4	0.5	0.6	0.7	0.8	0.9	1	2	3	4	5
1.5	0.5	0.4	0.3	0.3	0.3	0.3	0.2	0.2	0.2	0.1	0.1	0.1	0.1
2.5	0.8	0.6	0.6	0.5	0.5	0.4	0.4	0.4	0.4	0.2	0.2	0.2	0.2
4	1.3	1.0	0.9	0.8	0.7	0.7	0.6	0.6	0.6	0.4	0.3	0.3	0.3
6	1.9	1.5	1.3	1.2	1.1	1.0	0.9	0.9	0.8	0.6	0.5	0.4	0.4
10	3.2	2.6	2.2	2.0	1.8	1.7	1.6	1.5	1.4	1.0	0.8	0.7	0.6
16	5.0	4.1	3.6	3.2	2.9	2.7	2.5	2.4	2.3	1.6	1.3	1.1	1.0
25	7.9	6.4	5.6	5.0	4.6	4.2	3.9	3.7	3.5	2.5	2.0	1.8	1.6
35	11.0	9.0	7.8	7.0	6.4	5.9	5.5	5.2	4.9	3.5	2.8	2.5	2.2
50	15.8	12.9	11.1	10.0	9.1	8.4	7.9	7.4	7.1	5.0	4.1	3.5	3.2
70	22.1	18.0	15.6	14.0	12.7	11.8	11.0	10.4	9.9	7.0	5.7	4.9	4.4
95	30.0	24.5	21.2	18.9	17.3	16.0	15.0	14.1	13.4	9.5	7.7	6.7	6.0
120	37.8	30.9	26.8	23.9	21.8	20.2	18.9	17.8	16.9	12.0	9.8	8.5	7.6
150	47.3	38.6	33.4	29.9	27.3	25.3	23.6	22.3	21.2	15.0	12.2	10.6	9.5
185	58.3	47.6	41.2	36.9	33.7	31.2	29.2	27.5	26.1	18.4	15.1	13.0	11.7

B. Permissible short circuit current for copper conductors with pvc insulation

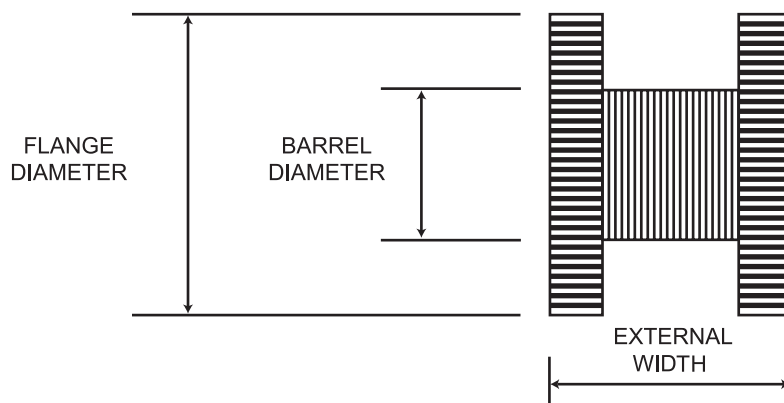
AREA (Sq.mm)	TRIPPING TIMES (SECONDS)												
	0.2	0.3	0.4	0.5	0.6	0.7	0.8	0.9	1	2	3	4	5
1.5	0.4	0.3	0.3	0.2	0.2	0.2	0.2	0.2	0.2	0.1	0.1	0.1	0.1
2.5	0.6	0.5	0.5	0.4	0.4	0.3	0.3	0.3	0.3	0.2	0.2	0.1	0.1
4	1.0	0.8	0.7	0.6	0.6	0.5	0.5	0.5	0.5	0.3	0.3	0.2	0.2
6	1.5	1.2	1.1	1.0	0.9	0.8	0.8	0.7	0.7	0.5	0.4	0.3	0.3
10	2.5	2.1	1.8	1.6	1.5	1.4	1.3	1.2	1.1	0.8	0.7	0.6	0.5
16	4.1	3.3	2.9	2.6	2.4	2.2	2.0	1.9	1.8	1.3	1.1	0.9	0.8
25	6.44	5.2	4.5	4.0	3.7	3.4	3.2	3.0	2.9	2.0	1.6	1.4	1.3
35	8.9	7.3	6.3	5.6	5.2	4.8	4.5	4.2	4.0	2.8	2.3	2.0	1.8
50	12.7	10.4	9.0	8.1	7.4	6.8	6.4	6.0	5.7	4.0	3.3	2.9	2.5
70	17.8	14.6	12.6	11.3	10.3	9.5	8.9	8.4	8.0	5.6	4.6	4.0	3.6
95	24.2	19.8	17.1	15.3	14.0	12.9	12.1	11.4	10.8	7.7	6.3	5.4	4.8
120	30.6	25.0	21.6	19.3	17.7	16.4	15.3	14.4	13.7	9.7	7.9	6.8	6.1
150	38.2	31.2	27.0	24.2	22.1	20.4	19.1	18.0	17.1	12.1	9.9	8.6	7.6
185	47.2	38.5	33.3	29.8	27.2	25.2	23.6	22.2	21.1	14.9	12.2	10.5	9.4

Above values of currents are based on the formula:
$$I = A \sqrt{\frac{0.115 \text{ Log } \frac{T_2 + 234.5}{t}}{t}}$$

- where:
- I = Short circuit current (KA).
 - A = Conductor area (mm²).
 - T₁ = Operating temperature (90°C for XLPE, 70°C for PVC).
 - T₂ = Short circuit temperature (250°C for XLPE, 160°C for PVC).
 - t = Short circuit duration or tripping time.

TECHNICAL INFORMATION

M.E.S.C. WOODEN REEL DETAILS



DIMENSIONS AND WEIGHTS

REEL SIZE	FLANGE DIAMETER (mm)	BARREL DIAMETER (mm)	EXTERNAL WIDTH (mm)	EMPTY REEL WT (APPROX.) (KG.)
D - 5	500	250	372	9
D - 6	630	315	472	14
D - 7	710	355	522	18
D - 8	800	400	572	25
D - 9	900	450	632	32
D - 10	1000	500	726	40
D - 11	1100	560	806	60
D - 12	1250	630	896	85
D - 14	1400	710	996	105
D - 16	1600	800	1120	175

GUIDELINES FOR SELECTION OF REELS

Reel Size	Cable length = 1000 Meter Cable Range mm	Cable Length = 500 Meter Cable Range mm
D-5	Upto 4.4	Upto 6.6
D-6	4.5 to 7.4	6.7 to 10.5
D-7	7.5 to 9.2	10.6 to 13.0
D-8	9.3 to 11.3	13.1 to 15.8
D-9	11.4 to 13.6	15.9 to 19.4
D-10	13.7 to 16.0	19.5 to 23.4
D-11	16.1 to 19.3	23.5 to 27.2
D-12	19.4 to 24.0	27.3 to 33.0
D-14	24.1 to 28.6	33.1 to 39.6
D-16	28.7 to 35.4	39.6 to 47.0

TECHNICAL INFORMATION

MAXIMUM PULLING TENSIONS

The maximum tension must not be exceeded when pulling a cable into ducts and conduits:

a. Using a pulling eye:

$$T_m = 7.16 \times n \times A$$

T_m = Maximum tension, (Kg)

n = No of conductors

A = Area of each conductor, sq. mm

b. Using a cable grip:

$$T_g = p \times k \times t \times (D - t)$$

T_g = Maximum Tension, (Kg)

t = Jacket thickness, mm

D = Cable overall diameter, mm

k = 0.7 Kg/sq.mm for PVC, PE & Neoprene

The tension required to pull the cable in a straight duct can be calculated as follows:

$$T_s = L \times w \times f$$

T_s = Tension required to pull cable, Kg.

L = Length of cable, m

w = Weight of cable, Kg/m

f = Co-efficient of friction

Coefficient of friction

Duct Material	Jacket Material		
	PE	PVC	Neoprene
Asbestos Cement	0.56	0.56	0.68
Rigid PVC	0.34	0.52	0.53
Metal	0.36	0.55	0.60

TECHNICAL INFORMATION

AMERICAN WIRE GAUGE EQUIVALENTS

CROSS-SECTIONAL AREA mm ²	AMERICAN WIRE GAUGE		
	AWG or MCM	SOLID WIRE DIAMETER mm	CROSS SECTIONAL AREA mm ²
0.75	19 AWG	0.91	0.653
1.0	18	1.02	0.823
	17	1.15	1.04
1.5	16	1.29	1.31
	15	1.45	1.65
2.5	14	1.63	2.08
	13	1.83	2.62
4	12	2.05	3.31
	11	2.30	4.17
6	10	2.59	5.26
	9	2.76	6.63
10	8	3.26	8.37
	7	3.56	10.55
16	6	4.12	13.30
	5	4.62	16.77
25	4	5.20	21.15
	3	5.83	26.67
35	2	6.54	33.63
	1	7.35	42.41
50	1/0	8.25	53.48
	2/0	9.27	67.43
70	3/0	10.40	85.03
95	4/0	11.68	107.20
120	250 MCM	-	126.68
150	300	-	152.00
	350	-	177.35
185	400	-	202.68
	450	-	228.00
240	500	-	253.35
	550	-	278.69
300	600	-	304.00
	650	-	329.36
	700	-	354.69
	750	-	380.00
400	800	-	405.36
	850	-	430.70
	900	-	456.00
500	1000	-	506.70
	1100	-	557.37
630	1200	-	608.00
	1300	-	658.71
	1400	-	709.38
	1500	-	760.00
800	1600	-	810.72
	1700	-	861.39
	1800	-	912.00
	1900	-	962.73
1000	2000	-	1013.40

Head Office:

Second Industrial Area, Phase 3
P.O. Box 585, Riyadh 11383, KSA
Tel.: +966 1 265 0555
Fax: +966 1 265 0712
E-mail: sales@MESCCables.com
Website: www.MESCCable.com



Branches and Regional Offices:

Riyadh Sales Office:

Munab 1, Building 3, Malaz Sitteen Street
P.O. Box 60536, Riyadh 11555, KSA
Tel.: +966 1 478 7574
Fax: +966 1 478 7973
E-mail: riyyadh.sales@MESCCables.com



Jeddah Sales Office:

Al Aziziah Building 2, Baladiya Street
P.O. Box 122048, Jeddah 21332, KSA
Tel.: +966 2 664 0905
Fax: +966 2 661 2295
E-mail: jeddah.sales@MESCCables.com



Khobar Sales Office:

Silver Tower 8th Floor, King Abdul Aziz Street
P.O. Box 32257, Khobar 31952, KSA
Tel.: +966 3 899 4646
Fax: +966 3 899 8465
E-mail: khobar.sales@MESCCables.com



Dubai Regional Office:

Al-Hawai Tower, 101 Shaikh Zayed Road
P.O. Box 73750, Dubai, UAE
Tel.: +971 4 343 7885
Fax: +971 4 343 7488
E-mail: dubai.sales@MESCCables.com

